LG

January 2025

LG SAC CUSTOMER CARE

1800-180-3575 (Service Toll Free) CALL

www.lg.com/in CLICK cac.service@lgepartner.com

www.facebook.com/LGIndiaCommercialAC

www.x.com/lgIndia

To know more about LG, visit www.lg.com/in/business/air-solution
For Corporate/Institutional enquiries,
please write to **sac.marketing@lge.com**

Regd. Office: LG Electronics India Limited, A-24/6, Mohan Cooperative Industrial Estate, Mathura Road, New Delhi-110044 CIN No. U32107DL1997PLC220109

Please contact us at North: **9717117716,** South: **7824805486,** East: **7875759665,** West: **9923108310**

LG Greencycle
LG Supports A Green World
For more information visit www.lg.com/in/recycling

Creative Visualization. Product images shown are for representation purposes only. Actual product may vary in size. Product features may vary from model to model.
[#]Dual sensing control Available in 24 & 26HP.

LG

SYSTEM
AIR CONDITIONING

DISCOVER THE POWER OF THE MOST ENERGY EFFICIENT SYSTEM.



MULTI V™ 5

TEMPERATURE SENSOR + HUMIDITY SENSOR

DUAL SENSING CONTROL[#]

Life's Good.

ABOUT LG

The LG Electronics Air Solution Business Unit is a provider of total HVAC and energy solution. The company offers a broad portfolio of air conditioning products that are compatible with any building anywhere, including compact residences, towering skyscrapers, massive factories and giant concert halls. As a true total HVAC and energy solution provider, LG also supplies even the largest buildings and industrial facilities with central air conditioning systems such as chillers and efficient control solutions.

The history of the business unit goes back to 1968, when LG (then called GoldStar) rolled out Korea's first residential air conditioner. As the company first began making chillers for large commercial buildings in 1970, the commercial air conditioning business has grown exponentially, especially within the last 20 years. In 2008, LG sold its 100 millionth air conditioning unit, becoming the first company in the industry to reach that significant milestone. The success of LG air conditioners has allowed the company to become one of the major players in the highly competitive HVAC industry. By enhancing the industry's B2B infrastructure and finding further solutions for the HVAC sector, LG has risen to become a total HVAC solutions specialist. The company has steadily increased its sales and market share by introducing energy efficient and reliable HVAC solutions and actively pursuing new opportunities wherever they arise. This sustained, excellent performance is built on a solid foundation of global R&D and advanced manufacturing capabilities.

GLOBAL PRESENCE




Greater Noida Factory


Pune Factory


Bengaluru Academy


Mumbai Business Innovation Centre


Pune Academy


Noida Innovation Gallery


Greater Noida Academy

NABL CERTIFIED VRF TEST BED



A fully automatic psychrometric lab in compliance with AHRI / IS standards accredited by NABL .

BENEFITS OF LG MULTI V

BENEFITS FOR BUILDING OWNERS

- Efficient Management & Cost Reduction
- Reliability Guaranteed in Every Aspect
- Customized Comfort and Solution



BENEFITS FOR DEVELOPERS / CONSTRUCTION COMPANIES

- Green Solutions
- Maximizing Space Utilization
- Smart Building Solutions



BENEFITS FOR CONSULTANTS

- Versatile Solutions
- Professional Designing Support
- Optimized Comfort in HVAC Designing



BENEFITS FOR END-USERS

- Operational Cost Saving
- Comfortable Cooling & Heating
- Convenient Functions



* Dual Sensing Smart Load Control based, below 50% humidity, model ARUN260LTE5

OUTDOOR UNITS LINE-UP

Unit : HP

Type	Features	Appearance	4	5	6	8	10	12	14	16	18	20	22	24	26	28	30	32	34	36	38	40	42	44	46	48	50	52	54	56	58	60	62	64	66	68	70	72	74	76	78	80	....	88	....	96	....	104
MULTI V 5	• Dual sensing control • Large capacity ODU (Up to 26 HP) • Black fin heat exchanger • Ability to function as HP • Flexible installation with large capacity in wide operation range • For large space, high rise building and individual control building • Flexible ODU combination					● ■	● ■	● ■	● ■																																						
										● ■	● ■	● ■	● ■	●	●																																			
														● ■											● ■	● ■	● ■																						
																																						● ■	● ■	● ■	● ■	● ■	● ■	● ■	● ■	● ■	●	●	●	●
																																																	
MULTI V i PREMIUM NEW	• Large capacity ODU (Up to 26 HP) • Powerful cooling / heating performance • Flexible ODU combination • AI efficiency / comfort / smart upgrade • Scalability to various application • Black Fin heat exchanger • Large space, high rise building and individual space control							●							●																																	
									●	●	●	●	●	●	●																																		
																●	●	●	●	●	●	●	●	●	●	●	●	●																					
																													●	●	●	●	●	●	●	●	●	●	●	●	●	●	●	●	●	●	●	●	●
																																																	
MULTI V S	• Saves floor space • Flexible design applications - Slim, light and wide line up (4 ~ 14 HP) - Combination of indoor unit (Up to 23 Units) • For Small / Medium building	 Compact	● ○	● ○	● ○																																										
						●	●	●																																									
				□	□				■																																								
MULTI V WATER 5	• High efficiency systems • Indoor installation • Low noise operation (No fan) • Simultaneous cooling & heating • Individual space control, Large building					●	●	●	●	●	●	●																																				
														●	●	●	●	●	●	●	●																												
																									●	●	●	●	●	●	●	●	●	●															

● Heat Pump (H/P), 380V, 3Ø
○ Heat Pump (H/P), 220V, 1Ø
■ Cooling Only (C/O), 380V, 3Ø
□ Cooling Only (C/O), 220V, 1Ø

INDOOR UNITS LINE-UP

Type \ kW / Btu/h		1.5 / 5k	2.2 / 7k	2.8 / 9k	3.2 / 11k	3.6 / 12k	4.5 / 15k	5.6 / 18k	6.2 / 21k	7.1 / 24k	8.2 / 28k	9.0 / 30k	10.6 / 36k	12.3 / 42k	13.5 / 45k	14.1 / 48k	15.8 / 54k	18.0 / 60k	22.4 / 76k	28.0 / 96k
4th generation Wall Mounted	Standard			●		●	●	●		●		●	●							
4th generation Ceiling Mounted Cassette	Round Cassette									●			●			●				
	4 Way Cassette (570 x 570)	●	●	●		●	●	●	●											
	4 Way Cassette (840 x 840)			●		●	●	●		●		●	●	●		●	●			
	2 Way Cassette			●		●		●		●										
	1 Way Cassette		●	●		●		●		●										
4th generation Ceiling Concealed Duct	High Static (NEW)		●	●		●	●	●		●	●		●	●		●	●		●	●
	Low Static			●		●	●	●		●										
4th generation Fresh Air Intake																			●	●
NEW 4th generation Floor Standing	Floor Standing with Case		●	●	●	●	●	●		●										
	Floor Standing without Case		●	●	●	●	●	●		●										
Floor Standing (PAC)																●				●
4th generation HYDRO KIT	Medium Temperature													●						●
	High Temperature													●					●	
4th generation Energy Recovery Ventilator with DX Coil	ERV Without DX Coil		●		●		●			●		●			●			●		
	ERV With DX Coil / Without Humidifier						●			●		●								

※ If 4th generation indoor units are combined to 2nd generation indoor units, several functions are not available.
More detailed information, refer to the "MULTI V Indoor units Compatibility Table"

INDOOR UNITS FEATURE OVERVIEW

Energy Monitoring	2 Set Point	Occupied / Unoccupied Scheduling Function	Group Control	Test Run (Cooling)	Test Run (Heating)	Model Information Monitoring	Auto Addressing	Refrigerant Leak Detection	Thermo On / Off Range Setting (Cooling)	Thermo On / Off Range Setting (Heating)	Static Pressure 11 Step Control (Only for Ceiling Concealed Duct Type)	1 Point External Input (On / Off Control)	Filter Sign (Remaining Time)	Auto Restart Function Disable / Enable	Wi-Fi Ready
●	●	●	●	●	●	●	●	●	●	●		●	●	●	▲*
●	●	●	●	●	●	●	●	●	●	●		●	●	●	●
●	●	●	●	●	●	●	●	●	●	●		●	●	●	●
●	●	●	●	●	●	●	●	●	●	●		●	●	●	●
●	●	●	●	●	●	●	●	●	●	●		●	●	●	●
●	●	●	●	●	●	●	●	●	●	●		●	●	●	●
●	●	●	●	●	●	●	●	●	●	●	●

MULTI V 5 SPECIFICATIONS

HIGH EFFICIENCY HEAT PUMP

JRUN080LTE5 / JRUN100LTE5
JRUN120LTE5 / JRUN140LTE5



HP		Unit	8	10	12	14
Model Name	Combination Unit		JRUN080LTE5	JRUN100LTE5	JRUN120LTE5	JRUN140LTE5
	Independent Unit		JRUN080LTE5	JRUN100LTE5	JRUN120LTE5	JRUN140LTE5
Capacity	Cooling	kW	22.4	28	33.6	39.2
		kcal/h	19,300	24,100	28,900	33,700
		Btu/h	76,400	95,500	114,600	133,800
Capacity	Heating	kW	22.4	28	33.6	39.2
		kcal/h	19,300	24,100	28,900	33,700
		Btu/h	76,400	95,500	114,600	133,800
Exterior	Color		Warm Gray / Dawn Gray	Warm Gray / Dawn Gray	Warm Gray / Dawn Gray	Warm Gray / Dawn Gray
Heat Exchanger			Black Fin	Black Fin	Black Fin	Black Fin
Compressor	Type		LG BLDC Inverter Scroll	LG BLDC Inverter Scroll	LG BLDC Inverter Scroll	LG BLDC Inverter Scroll
	Starting Method		DC Inverter Starting	DC Inverter Starting	DC Inverter Starting	DC Inverter Starting
	Number of Compressors		1	1	1	1
Fan	Type		Axial Flow Fan	Axial Flow Fan	Axial Flow Fan	Axial Flow Fan
	Motor Output x Number	W	900 x 1	900 x 1	900 x 1	900 x 1
	Airflow Rate(High)	m3/min	210	210	210	210
	Drive		DC Inverter	DC Inverter	DC Inverter	Inverter
	Discharge	Side / Top	Top	Top	Top	Top
Pipe Connections	Liquid	mm(inch)	9.52(3/8)	9.52(3/8)	12.7(1/2)	12.7(1/2)
	Gas	mm(inch)	19.05(3/4)	22.2(7/8)	28.58(1-1/8)	28.58(1-1/8)
Operation Range	Cooling	°C (°F)	-5 ~ 53 (23 ~ 127)	-5 ~ 53 (23 ~ 127)	-5 ~ 53 (23 ~ 127)	-5 ~ 53 (23 ~ 127)
	Heating	°C (°F)	-20 ~ 18 (-4 ~ 64)	-20 ~ 18 (-4 ~ 64)	-20 ~ 18 (-4 ~ 64)	-20 ~ 18 (-4 ~ 64)
Dimensions(W x H x D)		mm	(920 × 1,680 × 760)	(920 × 1,680 × 760)	(920 × 1,680 × 760)	(920 × 1,680 × 760)
Weight	Net Weight	kg	177	177	177	186
	Shipping Weight	kg	184	184	184	193
Sound Pressure Level	Cooling	dB(A)	58.5	58.5	59	60
Communication Cable		mm2 x No. (VCTF-SB)	1.0 ~ 1.5 x 2C	1.0 ~ 1.5 x 2C	1.0 ~ 1.5 x 2C	1.0 ~ 1.5 x 2C
Refrigerant	Refrigerant Name		R410A	R410A	R410A	R410A
	Control		Electronic Expansion Valve	Electronic Expansion Valve	Electronic Expansion Valve	Electronic Expansion Valve
Power Supply		Ø, V, Hz	3, 380~415, 50	3, 380~415, 50	3, 380~415, 50	3, 380~415, 50
Number of maximum connectable Indoor Units			13(20)	16(25)	20(30)	23(35)
Maximum Indoor Unit Combination Ratio*			200%	200%	200%	200%

HIGH EFFICIENCY HEAT PUMP

JRUN160LTE5 / JRUN180LTE5
JRUN200LTE5 / JRUN220LTE5



HP		Unit	16	18	20	22
Model Name	Combination Unit		JRUN160LTE5	JRUN180LTE5	JRUN200LTE5	JRUN220LTE5
	Independent Unit		JRUN160LTE5	JRUN180LTE5	JRUN200LTE5	JRUN220LTE5
Capacity	Cooling	kW	44.8	50.4	56	61.6
		kcal/h	38,500	43,300	48,200	53,000
		Btu/h	152,900	172,000	191,100	210,200
Capacity	Heating	kW	44.8	50.4	56	61.6
		kcal/h	38,500	43,300	48,200	53,000
		Btu/h	152,900	172,000	191,100	210,200
Exterior	Color		Warm Gray / Dawn Gray	Warm Gray / Dawn Gray	Warm Gray / Dawn Gray	Warm Gray / Dawn Gray
Heat Exchanger			Black Fin	Black Fin	Black Fin	Black Fin
Compressor	Type		LG BLDC Inverter Scroll	LG BLDC Inverter Scroll	LG BLDC Inverter Scroll	LG BLDC Inverter Scroll
	Starting Method		DC Inverter Starting	DC Inverter Starting	DC Inverter Starting	DC Inverter Starting
	Number of Compressors		1	2	2	2
Fan	Type		Axial Flow Fan	Axial Flow Fan	Axial Flow Fan	Axial Flow Fan
	Motor Output x Number	W	1,500 x 1	1,500 x 1	1,500 x 1	1,500 x 1
	Airflow Rate(High)	m3/min	270	270	270	270
	Drive		DC Inverter	DC Inverter	DC Inverter	DC Inverter
	Discharge	Side / Top	Top	Top	Top	Top
Pipe Connections	Liquid	mm(inch)	12.7(1/2)	15.88(5/8)	15.88(5/8)	15.88(5/8)
	Gas	mm(inch)	28.58(1-1/8)	28.58(1-1/8)	28.58(1-1/8)	28.58(1-1/8)

HP		Unit	16	18	20	22
Operation Range	Cooling	°C (°F)	-5 ~ 53 (23 ~ 127)	-5 ~ 53 (23 ~ 127)	-5 ~ 53 (23 ~ 127)	-5 ~ 53 (23 ~ 127)
	Heating	°C (°F)	-20 ~ 18 (-4 ~ 64)	-20 ~ 18 (-4 ~ 64)	-20 ~ 18 (-4 ~ 64)	-20 ~ 18 (-4 ~ 64)
Dimensions (WxHxD)		mm	1,240×1,680×760	1,240×1,680×760	1,240×1,680×760	1,240×1,680×760
Weight	Net Weight	kg	200	247	257	257
	Shipping Weight	kg	208	255	265	265
Sound Pressure Level	Cooling	dB(A)	62	62	62	62
	Communication Cable	mm2xNo. (VCTF-SB)	1.0 ~ 1.5 x 2C	1.0 ~ 1.5 x 2C	1.0 ~ 1.5 x 2C	1.0 ~ 1.5 x 2C
Refrigerant	Refrigerant Name		R410A	R410A	R410A	R410A
	Control		Electronic Expansion Valve	Electronic Expansion Valve	Electronic Expansion Valve	Electronic Expansion Valve
Power Supply		Ø, V, Hz	3, 380~415, 50	3, 380~415, 50	3, 380~415, 50	3, 380~415, 50
Number of maximum Connectable Indoor Units			26(40)	29(45)	32(50)	35(44)
Maximum Indoor Unit Combination Ratio*			200%	200%	200%	200%

HIGH EFFICIENCY HEAT PUMP

ARUN240LTE5 / ARUN260LTE5



HP			Unit	v	26
Model Name	Combination Unit			ARUN240LTE5	ARUN260LTE5
	Independent Unit			ARUN240LTE5	ARUN260LTE5
Capacity	Cooling (Rated)		kW	67.2	72.8
			kcal/h	57,800	62,600
			Btu/h	229,300	248,400
	Heating (Rated)		kW	74.3	74.3
			kcal/h	63,900	63,900
			Btu/h	253,500	253,500
Exterior	Color			Warm Gray / Dawn Gray	Warm Gray / Dawn Gray
Heat Exchanger				Black Fin	Black Fin
Compressor	Type			LG BLDC Inverter Scroll	LG BLDC Inverter Scroll
	Starting Method			DC Inverter Starting	DC Inverter Starting
	Number of Compressors			2	2
Fan	Type			Axial Flow Fan	Axial Flow Fan
	Motor Output × Number		W	900 × 2	900 × 2
	Airflow Rate(High)		m3/min	320 × 1	320 × 1
	Drive			DC Inverter	DC Inverter
	Discharge		Side / Top	Top	Top
Pipe Connctions	Liquid Pipe		mm(inch)	15.88(5/8)	19.05(3/4)
	Gas Pipe		mm(inch)	34.9(1-3/8)	34.9(1-3/8)
Operation Range	Cooling		°C (°F)	-5 ~ 53 (23 ~ 127)	-5 ~ 53 (23 ~ 127)
	Heating		°C (°F)	-20 ~ 18 (-4 ~ 64)	-20 ~ 18 (-4 ~ 64)
Dimensions(W × H × D)			mm	1,240 × 1,690 × 760	1,240 × 1,690 × 760
Weight	Net Weight		kg	276	276
	Shipping Weight		kg	290	290
Sound Pressure Level	Cooling		dB(A)	67	67
Communication Cable			mm2 x No. (VCTF-SB)	1.0 ~ 1.5 x 2C	1.0 ~ 1.5 x 2C
Refrigerant	Refrigerant Name			R410A	R410A
	Control			Electronic Expansion Valve	Electronic Expansion Valve
Power Supply			Ø , V, Hz	3,380~415, 50	3,380~415, 50
Number of maximum Connectable Indoor Units				39(61)	42(64)
Maximum Indoor Unit Combination Ratio*				200%	200%

Note : 1. Due to our policy of innovation some specifications may be changed without notification.
2. Wiring cable size must comply with the applicable local and national codes. And "Electric characteristics" chapter should be considered for electrical work and design. Especially the power cable and circuit breaker should be selected in accordance with that
3. Sound pressure level is measured on the rated condition in the anechoic rooms by ISO 3745 standard. Therefore, these values can be increased owing to ambient conditions during operation.
4. Performances are based on the following conditions :
• Cooling : Indoor Ambient Temp. 27°CDB / 19°CWB, Outdoor Ambient Temp. 35°CDB / 24°CWB
• Interconnected Pipe Length is 7.5m and difference of Elevation (Outdoor ~ Indoor Unit) is 0m.
5. This product contains Fluorinated greenhouse gases. [R410A, GWP(Global warming potential) = 2,087.5]

* The recommended ratio is 130%.

HIGH EFFICIENCY COOLING ONLY

JRUV080LTE5 / JRUV100LTE5
JRUV120LTE5 / JRUV140LTE5



HP		Unit	8	10	12	14
Model Name	Combination Unit		JRUV080LTE5	JRUV100LTE5	JRUV120LTE5	JRUV140LTE5
	Independent Unit		JRUV080LTE5	JRUV100LTE5	JRUV120LTE5	JRUV140LTE5
Capacity	Cooling	kW	22.4	28	33.6	39.2
		kcal/h	19,300	24,100	28,900	33,700
		Btu/h	76,400	95,500	114,600	133,800
Capacity	Heating	kW	-	-	-	-
		kcal/h	-	-	-	-
		Btu/h	-	-	-	-
Exterior	Color		Warm Gray / Dawn Gray	Warm Gray / Dawn Gray	Warm Gray / Dawn Gray	Warm Gray / Dawn Gray
Heat Exchanger			Black Fin	Black Fin	Black Fin	Black Fin
Compressor	Type		LG BLDC Inverter Scroll	LG BLDC Inverter Scroll	LG BLDC Inverter Scroll	LG BLDC Inverter Scroll
	Starting Method		DC Inverter Starting	DC Inverter Starting	DC Inverter Starting	DC Inverter Starting
	Number of Compressors		1	1	1	1
Fan	Type		Axial Flow Fan	Axial Flow Fan	Axial Flow Fan	Axial Flow Fan
	Motor Output x Number	W	900 x 1	900 x 1	900 x 1	900 x 1
	Airflow Rate(High)	m3/min	210	210	210	210
	Drive		DC Inverter	DC Inverter	DC Inverter	DC Inverter
	Discharge	Side / Top	Top	Top	Top	Top
Pipe Connections	Liquid	mm(inch)	9.52(3/8)	9.52(3/8)	12.7(1/2)	12.7(1/2)
	Gas	mm(inch)	19.05(3/4)	22.2(7/8)	28.58(1-1/8)	28.58(1-1/8)
Operation Range	Cooling	°C (°F)	-5 ~ 53 (23 ~ 127)	-5 ~ 53 (23 ~ 127)	-5 ~ 53 (23 ~ 127)	-5 ~ 53 (23 ~ 127)
Dimensions(W x H x D)		mm	(920 × 1,680 × 760)	(920 × 1,680 × 760)	(920 × 1,680 × 760)	(920 × 1,680 × 760)
Weight	Net Weight	kg	177	177	177	186
	Shipping Weight	kg	184	184	184	193
Sound Pressure Level	Cooling	dB(A)	58.5	58.5	59	60
Communication Cable		mm2 x No. (VCTF-SB)	1.0 ~ 1.5 x 2C	1.0 ~ 1.5 x 2C	1.0 ~ 1.5 x 2C	1.0 ~ 1.5 x 2C
Refrigerant	Refrigerant Name		R410A	R410A	R410A	R410A
	Control		Electronic Expansion Valve	Electronic Expansion Valve	Electronic Expansion Valve	Electronic Expansion Valve
Power Supply		Ø, V, Hz	3, 380~415, 50	3, 380~415, 50	3, 380~415, 50	3, 380~415, 50
Number of maximum Connectable Indoor units			13(20)	16(25)	20(30)	23(35)
Maximum Indoor Unit Combination Ratio*			200%	200%	200%	200%

HIGH EFFICIENCY COOLING ONLY

JRUV160LTE5 / JRUV180LTE5
JRUV200LTE5 / JRUV220LTE5



HP		Unit	16	18	20	22
Model Name	Combination Unit		JRUV160LTE5	JRUV180LTE5	JRUV200LTE5	JRUV220LTE5
	Independent Unit		JRUV160LTE5	JRUV180LTE5	JRUV200LTE5	JRUV220LTE5
Capacity	Cooling	kW	44.8	50.4	56	61.6
		kcal/h	38,500	43,300	48,200	53,000
		Btu/h	152,900	172,000	191,100	210,200
Capacity	Heating	kW	-	-	-	-
		kcal/h	-	-	-	-
		Btu/h	-	-	-	-
Exterior	Color		Warm Gray / Dawn Gray	Warm Gray / Dawn Gray	Warm Gray / Dawn Gray	Warm Gray / Dawn Gray
Heat Exchanger			Black Fin	Black Fin	Black Fin	Black Fin
Compressor	Type		LG BLDC Inverter Scroll	LG BLDC Inverter Scroll	LG BLDC Inverter Scroll	LG BLDC Inverter Scroll
	Starting Method		DC Inverter Starting	DC Inverter Starting	DC Inverter Starting	DC Inverter Starting
	Number of Compressors		1	2	2	2
Fan	Type		Axial Flow Fan	Axial Flow Fan	Axial Flow Fan	Axial Flow Fan
	Motor Output x Number	W	1,500 x 1	1,500 x 1	1,500 x 1	1,500 x 1
	Airflow Rate(High)	m3/min	270	270	270	270
	Drive		DC Inverter	DC Inverter	DC Inverter	DC Inverter
	Discharge	Side / Top	Top	Top	Top	Top
Pipe Connections	Liquid	mm(inch)	12.7(1/2)	15.88(5/8)	15.88(5/8)	15.88(5/8)
	Gas	mm(inch)	28.58(1-1/8)	28.58(1-1/8)	28.58(1-1/8)	28.58(1-1/8)

HP			16	18	20	22
Operation Range	Cooling	°C (°F)	-5 ~ 53 (23 ~ 127)	-5 ~ 53 (23 ~ 127)	-5 ~ 53 (23 ~ 127)	-5 ~ 53 (23 ~ 127)
Dimensions(W x H x D)		mm	(1,240 × 1,680 × 760)	(1,240 × 1,680 × 760)	(1,240 × 1,680 × 760)	(1,240 × 1,680 × 760)
Weight	Net Weight	kg	200	247	257	257
	Shipping Weight	kg	208	255	265	265
Sound Pressure Level	Cooling	dB(A)	62	62	62	62
Communication Cable		mm2 x No. (VCTF-SB)	1.0 ~ 1.5 x 2C	1.0 ~ 1.5 x 2C	1.0 ~ 1.5 x 2C	1.0 ~ 1.5 x 2C
Refrigerant	Refrigerant Name		R410A	R410A	R410A	R410A
	Control		Electronic Expansion Valve	Electronic Expansion Valve	Electronic Expansion Valve	Electronic Expansion Valve
Power Supply		Ø, V, Hz	3, 380~415, 50	3, 380~415, 50	3, 380~415, 50	3, 380~415, 50
Number of maximum Connectable Indoor Units			26(40)	29(45)	32(50)	35(44)
Maximum Indoor Unit Combination Ratio*			200%	200%	200%	200%

Note : 1. Due to our policy of innovation some specifications may be changed without notification.
2. Wiring cable size must comply with the applicable local and national codes. And "Electric characteristics" chapter should be considered for electrical work and design. Especially the power cable and circuit breaker should be selected in accordance with that
3. Sound pressure level is measured on the rated condition in the anechoic rooms by ISO 3745 standard. Therefore, these values can be increased owing to ambient conditions during operation.
4. Performances are based on the following conditions :
• Cooling : Indoor Ambient Temp. 27°CDB / 19°CWB, Outdoor Ambient Temp. 35°CDB / 24°CWB
• Interconnected Pipe Length is 7.5m and difference of Elevation (Outdoor ~ Indoor Unit) is 0m.
5. This product contains Fluorinated greenhouse gases. (R410A, GWP(Global warming potential) = 2,087.5)

* The recommended ratio is 130%.

KEY FEATURES

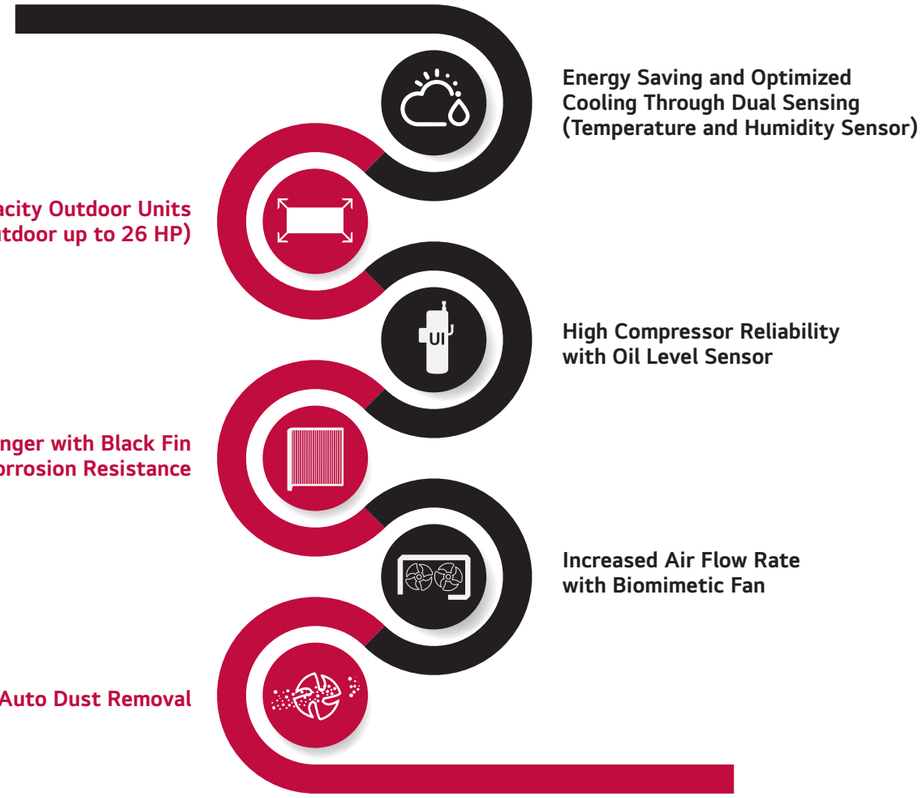

INDOOR UNITS

WALL MOUNTED UNIT

JRNU09GSJA4 / JRNU12GSJA4 / JRNU15GSJA4 / JRNU18GSKA4
JRNU24GSKA4 / ARNU30GSVA4 / ARNU36GSVA4



Model		Unit	JRNU09GSJA4	JRNU12GSJA4	JRNU15GSJA4	JRNU18GSKA4	JRNU24GSKA4	ARNU30GSVA4	ARNU36GSVA4
Cooling Capacity		kW	2.8	3.6	4.5	5.6	7.1	8.8	10.4
		kcal/h	2 400	3 100	3 900	4 800	6 100	7,500	9,000
		Btu/h	9 600	12 300	15 400	19 100	24 200	30,000	35,500
Heating Capacity		kW	3.2	4	5	6.3	7.5	9.4	10.8
		kcal/h	2 800	3 400	4 300	5 400	6 400	8,100	9,300
		Btu/h	10 900	13 600	17 100	21 500	25 500	32,000	37,000
Dimensions (W×H×D)	Body (Net)	mm	837 x 308 x 189	837 × 308 × 189	837 × 308 × 189	998 × 345 × 210	998 × 345 × 210	1,190 × 346 × 265	1,190 × 346 × 265
	Body (Gross)	mm	892 x 381 x 246	892 x 381 x 246	892 x 381 x 246	1,063 x 420 x 271	1,063 x 420 x 271	1,238 x 419 x 314	1,238 x 419 x 314
Airflow Rate (SH / H / M / L)		m3 / Min	9.5 / 8.2 / 7 / 6.5	12.5 / 9.5 / 8.2 / 6.5	12.5 / 10.5 / 9.0 / 7.0	15.2 / 14.0 / 12.0 / 10.5	18.0 / 15.2 / 12.7 / 10.5	25.1 / 23.0 / 20.0 / 17.0	28.5 / 26.0 / 23.0 / 19.0
		ft3/min	336 / 289 / 247 / 229	442 / 335 / 289 / 229	442 / 370 / 317 / 247	537 / 494 / 423 / 371	636 / 536 / 448 / 371	886 / 812 / 706 / 600	1,007 / 918 / 812 / 671
Pipe Connections	Liquid Side	mm(inch)	6.35(1/4)	6.35(1/4)	6.35(1/4)	6.35(1/4)	9.52(3/8)	9.52 (3/8)	9.52 (3/8)
	Gas Side	mm(inch)	12.7(1/2)	12.7(1/2)	12.7(1/2)	12.7(1/2)	15.88(5/8)	15.88 (5/8)	15.88 (5/8)
	Drain Pipe(ID)	mm(inch)	16 (5/8)	16 (5/8)	16 (5/8)	16 (5/8)	16 (5/8)	16 (5/8)	16 (5/8)
Weight	Body (Net)	kg	8.6	8.6	8.6	12.4	12.4	113 × 1	113 × 1
	Body (Gross)	kg	11.5	11.5	11.5	15.5	15.5	16.6	16.6
Sound Pressure Levels(H/M/L)		dB(A)	34 / 32 / 28	37 / 34 / 30	42 / 39 /32	43 / 39 / 34	46 / 41 / 34	49 / 44 / 42	52 / 47 / 43
Power Supply		Ø, V, Hz	1, 220-240, 50	1, 220-240, 50	1, 220-240, 50	1, 220-240, 50	1, 220-240, 50	1, 220-240, 50	1, 220-240, 50
Color			White	White	White	White	White	White	White

Note : 1. Due to our policy of innovation some specifications may be changed without notification.
2. Capacities are net capacities and based on the following conditions. Refer to the Outdoor Unit Specifications for calculating the real capacity.
• Cooling : Indoor Ambient Temp. 27°CDB / 19°CWB, Outdoor Ambient Temp. 35°CDB / 24°CWB
• Heating : Indoor Ambient Temp. 20°CDB / 15°CWB, Outdoor Ambient Temp. 7°CDB / 6°CWB
• Interconnected Pipe is standard length and difference of Elevation (Outdoor ~ Indoor Unit) is Zero.
• Super High mode available for max 30 min. and will auto shift to previous mode for comfort operation.
• Due to continuous improvement above function may be subjected to change without any prior notice.

KEY FEATURES

6-STEP VANE CONTROL UP TO 70°

The vertical vane, which moves up and down, has 6 different settings including full swing.

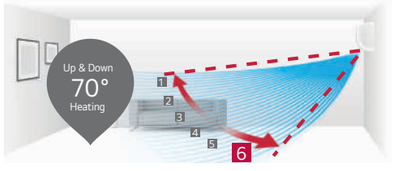

※ Angle can be different from each model and working mode.

AUTO-CLEANING

The auto-cleaning innovative feature prevents bacteria, mold and odor formation in the indoor unit which allows the flow of air free from microbes.





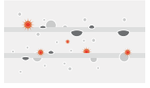

By dehumidifying, the auto cleaning function eliminates substances that might be harmful.

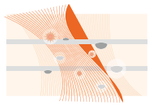

The indoor environment remains odorless with the advanced deodorising function.

By preventing polluting of the heat exchanger caused by various germs and bacteria, the performance and life span of the air conditioner do not wither away even after a period of 10 years.





Bacteria Prevention



Odor Elimination



Mold Elimination

KEY APPLICATIONS

RETAIL | RESTAURANT | OFFICE | HOTEL | RESIDENTIAL

ROUND CASSETTE



ARNU24GTYA4 / ARNU36GTYA4 / ARNU48GTYA4

Model Name		Unit	ARNU24GTYA4	ARNU36GTYA4	ARNU48GTYA4
Cooling Capacity (Rated)		kW	7.1	10.6	14.1
		Btu/h	24,200	36,200	48,100
Heating Capacity (Rated)		kW	8.0	11.9	15.9
		Btu/h	27,300	40,600	54,200
Airflow Rate (H/M/L)		m3/min	22 / 21 / 19	27 / 24 / 21	32 / 28 / 23
		ft3/min	777 / 742 / 671	954 / 848 /742	1,131 /989 /813
Dimensions (W x H x D)	Body (Net)	mm	1,050 x 330 x 1,050	1,050 x 330 x 1,050	1,050 x 330 x 1,050
	Body (Gross)	mm	1,137 x 395 x 1,132	1,137 x 395 x 1,132	1,137 x 395 x 1,132
Exterior	Color (RAL Code)		White(9003)	White(9003)	White(9003)
Weight	Body (Net)	kg	30.0	30.0	30.0
	Body (Gross)	kg	36.0	36.0	36.0
Drain Pipe	O.D / I.D	mm	32 / 25	32 / 25	32 / 25
Piping Connection	Liquid	mm	9.52 (3/8)	9.52 (3/8)	9.52 (3/8)
	Gas	mm	15.88 (5/8)	15.88 (5/8)	15.88 (5/8)
Sound Pressure Level (H / M / L)		dB(A)	39 / 37 / 34	43 / 39 / 37	47 / 44 / 39
Power Supply	Communication Cable (VCTF-SB)	Ø, V, Hz	1,220-240, 50	1,220-240, 50	1,220-240, 50

Note : 1. Due to our policy of innovation some specifications may be changed without notification.
2. Capacities are net capacities and based on the following conditions. Refer to the Outdoor Unit Specifications for calculating the real capacity.
• Cooling : Indoor Ambient Temp. 27°CDB / 19°CWB, Outdoor Ambient Temp. 35°CDB / 24°CWB • Heating : Indoor Ambient Temp. 20°CDB / 15°CWB, Outdoor Ambient Temp. 7°CDB / 6°CWB • Interconnected Pipe is standard length and difference of Elevation (Outdoor ~ Indoor Unit) is Zero.
3. I.D : 'Internal Diameter' 4. LG Round cassette with black color panel is also available so LG Sales office can be contacted for further information.

KEY FEATURES

COMFORT

With its 6-speed precision control technology and perfect round design, it offers comfortable cooling with natural airflow.

LG Round Cassette



Airflow Control 1 2 3 4 5 6

AIR PURIFICATION KIT

Smart Indicators
Color display as per Air quality
Severe | Very Poor | Poor | Unhealthy | Moderate | Good

Step 4. Deodorization filter
High efficiency gas absorption technology removes odor & harmful gases

Step 3. PM1.0 filter
Removes up to 99% of fine particles to ultrafine particles (Able to remove PM 1.0)



Step 2. Dust Electrification
Anion increases the electrostatic force of particles & this improves filter's collecting efficiency

Step 1. Pre-filter
Multi layer structure removes particles with 2.5 times higher efficiency than general pre-filters and particle are reduced by 40% ↑



PM1.0 Sensor

※ Normally HEPA filter type must be replaced regularly. It means that it costs expensive for maintenance.

30% FASTER COOLING

With greater airflow, it cools the room 30% faster without missing a spot.

LG Round Cassette



12 minutes to reach the set temperature

PREMIUM DESIGN THAT COMPLETES YOUR SPACE

Its elegant design stands out in any interior and fits perfectly in your space adding a dash of style. Its panels are styled with clean whites and modern blacks, perfecting your interior.



KEY APPLICATIONS

RETAIL | SCHOOL | OFFICE | HOTEL | DORMITORY | RESTAURANT

CEILING MOUNTED CASSETTE

4 WAY CASSETTE (570 X 570)



Panel Model



PT-QAGW0

ARNU05GTRB4 / ARNU07GTRB4
ARNU09GTRB4 / ARNU12GTRB4

Model		Unit	ARNU05GTRB4	ARNU07GTRB4	ARNU09GTRB4	ARNU12GTRB4
Cooling Capacity		kW	1.6	2.2	2.8	3.6
		kcal/h	1,400	1,900	2,400	3,100
		Btu/h	5,500	7,500	9,600	12,300
Heating Capacity		kW	1.8	2.5	3.2	4.0
		kcal/h	1,500	2,200	2,800	3,400
		Btu/h	6,100	8,500	10,900	13,600
Casing			Galvanized Steel Plate	Galvanized Steel Plate	Galvanized Steel Plate	Galvanized Steel Plate
Dimensions (W×H×D)	Body (Net)	mm	570 x 214 x 570	570 x 214 x 570	570 x 214 x 570	570 x 214 x 570
	Body (Gross)	mm	667 x 285 x 646	667 x 285 x 646	667 x 285 x 646	667 x 285 x 646
Airflow Rate (SH / H / M / L)		m3 / Min	7.8 / 7.5 / 7.0 / 6.6	7.8 / 7.5 / 7.0 / 6.6	8.6 / 8.0 / 7.5 / 7.1	9.3 / 8.7 / 8.0 / 7.0
		ft3/min	275 / 265 / 247 / 212	275 / 265 / 247 / 212	303 / 283 / 265 / 251	327 / 307 / 283 / 247
Pipe Connections	Liquid Side	mm(inch)	6.35(1/4)	6.35(1/4)	6.35(1/4)	6.35(1/4)
	Gas Side	mm(inch)	12.7(1/2)	12.7(1/2)	12.7(1/2)	12.7(1/2)
	Drain Pipe(Internal Dia.)	mm(inch)	25(1)	25(1)	25(1)	25(1)
Weight	Body (net)	kg	12.6	12.6	13.7	13.7
	Body (Gross)	kg	15.3	15.3	16.4	16.4
Sound Pressure Levels (SH / H / M / L)		dB(A)	30 / 29 / 27 / 26	30 / 29 / 27 / 26	32 / 30 / 29 / 27	34 / 32 / 30 / 27
Power Supply		Ø, V, Hz	1, 220-240, 50	1, 220-240, 50	1, 220-240, 50	1, 220-240, 50
Panel	Panel Name (Accessory)		PT-QAGW0			
	Panel Color		Morning fog	Morning fog	Morning fog	Morning fog
	Dimensions Panel (W x H x D)	mm	620 x 34 x 620	620 x 34 x 620	620 x 34 x 620	620 x 34 x 620

ARNU15GTQB4 / ARNU18GTQB4
ARNU21GTQB4

Model		Unit	ARNU15GTQB4	ARNU18GTQB4	ARNU21GTQB4
Cooling Capacity		kW	4.5	5.6	6.0
		kcal/h	3,900	4,800	5,100
		Btu/h	15,400	19,100	20,500
Heating Capacity		kW	5.0	6.3	6.8
		kcal/h	4,300	5,400	5,800
		Btu/h	17,100	21,500	23,200
Casing			Galvanized Steel Plate	Galvanized Steel Plate	Galvanized Steel Plate
Dimensions (W×H×D)	Body (Net)	mm	570 x 256 x 570	570 x 256 x 570	570 x 256 x 570
	Body (Gross)	mm	667 x 327 x 646	667 x 327 x 646	667 x 327 x 646
Airflow Rate (SH / H / M / L)		m3 / Min	12.7 / 11.0 / 10.0 / 9.3	12.8 / 11.2 / 11.0 / 10.0	13.9 / 12.0 / 11.1 / 9.4
		ft3/min	447 / 388 / 353 / 328	453 / 396 / 388 / 353	490 / 424 / 392 / 332
Pipe Connections	Liquid Side	mm(inch)	6.35(1/4)	6.35(1/4)	9.52(3/8)
	Gas Side	mm(inch)	12.7(1/2)	12.7(1/2)	15.88(5/8)
	Drain Pipe(Internal Dia.)	mm(inch)	25(1)	25(1)	25(1)
Weight	Body (net)	kg	15.0	15.0	15.0
	Body (Gross)	kg	17.0	17.0	17.0
Sound Pressure Levels (SH / H / M / L)		dB(A)	40 / 36 / 34 / 32	39 / 37 / 35 / 34	44 / 40 / 38 / 34
Power Supply		Ø, V, Hz	1, 220-240, 50	1, 220-240, 50	1, 220-240, 50
Panel	Panel Name (Accessory)		PT-QAGW0		
	Panel Color		Morning fog	Morning fog	Morning fog
	Dimensions Panel (W x H x D)	mm	620 x 34 x 620	620 x 34 x 620	620 x 34 x 620

Note : 1. Due to our policy of innovation some specifications may be changed without notification.
2. Capacities are net capacities and based on the following conditions. Refer to the Outdoor Unit Specifications for calculating the real capacity.
• Cooling : Indoor Ambient Temp. 27°CDB / 19°CWB, Outdoor Ambient Temp. 35°CDB / 24°CWB
• Heating : Indoor Ambient Temp. 20°CDB / 15°CWB, Outdoor Ambient Temp. 7°CDB / 6°CWB
• Interconnected Pipe is standard length and difference of Elevation (Outdoor ~ Indoor Unit) is Zero.

CEILING MOUNTED CASSETTE

HIGHLIGHTS OF 4 WAY, 2 WAY AND 1 WAY CASSETTE

Cassette		4 Way (570 x 570)	4 Way (840 x 840)	2 Way	1 Way
Smart	Wi-Fi	○	○	○	○
Energy Efficiency	Human Detection	-	○	-	-
Health	Air Purification	-	○	-	○
	Air Purification Kit (SIMPLE)*	-	○	-	○
	Auto Cleaning	-	-	○	-
Comfort	Drain Pump	○	○	○	○
	Sleep Mode	○	○	○	○
	Timer (On / Off)	○	○	○	○
	Timer (Weekly)	○	○	○	○
	Two Thermistor Control	○	○	○	○
	Group Control	○	○	○	○

※ ○ : Applied, - : Not applied

KEY FEATURES

HUMAN DETECTION SENSOR

4 WAY CASSETTE (840 X 840)

Panel Name (Accessory)
: PT-MCGW0 / PT-MPGW0
(For Human Detection)



Human Detection Sensor (PTVSMA0)

Human Detection Sensor
- Saves energy
- Offers comfortable airflow
- Uses the sensor as an optional accessory and can be applied to PT-MCGW0, PT-MPGW0

ON / OFF MODE

The indoor unit automatically stops when detecting absence. It runs again when senses human body. (Judgement time : 5 ~ 90min)

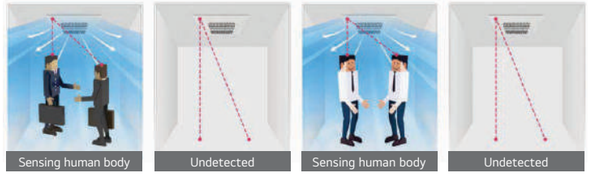

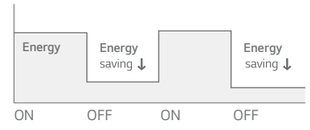

INDEPENDENT VANE CONTROL

The Independent Vane Operation feature uses separate motors, making it possible to control all four vanes independently.

Indirect Airflow



Direct Airflow



Note : Simple Air Purification Kit with 3 step filtration is also available as accessory

AIR PURIFICATION*

Air purification with filtration not only removes up to 99.9% of PM 1.0 but also removes bacteria, odour and ultra-fine dust particles, thus offering you a disease-free environment.

5 step filteration



KEY APPLICATIONS

RETAIL | SCHOOL | OFFICE | HOTEL | DORMITORY | RESTAURANT

CEILING MOUNTED CASSETTE

4 WAY CASSETTE (840 X 840)

Panel Model



PT-MCGW0
(For human detection)



PT-MPGW0
(For human detection and for air purification)



PT-UMC2



PT-MAGW0
BASIC



※ Human detection and air purification kit need to be purchased additionally

JRNU09GTPA4 / JRNU12GTPA4
JRNU15GTPA4 / JRNU18GTPA4
JRNU24GTPA4

Model		Unit	JRNU09GTPA4	JRNU12GTPA4	JRNU15GTPA4	JRNU18GTPA4	JRNU24GTPA4
Cooling Capacity		kW	2.8	3.6	4.5	5.6	7.1
		kcal/h	2,400	3,100	3,900	4,800	6,100
		Btu/h	9,600	12,300	15,400	19,100	24,200
Heating Capacity		kW	3.2	4	5	6.3	8
		kcal/h	2,800	3,400	4,300	5,400	6,900
		Btu/h	10,900	13,600	17,100	21,500	27,300
Casing			Galvanized Steel Plate	Galvanized Steel Plate	Galvanized Steel Plate	Galvanized Steel Plate	Galvanized Steel Plate
Dimensions (W×H×D)	Body (Net)	mm	840 x 204 x 840	840 x 204 x 840	840 x 204 x 840	840 x 204 x 840	840 x 204 x 840
	Body (Gross)	mm	922 x 276 x 917	922 x 276 x 917	922 x 276 x 917	922 x 276 x 917	922 x 276 x 917
Airflow Rate (SH / H / M / L)		m3 / Min	13 / 12 / 11 / 10	14 / 13 / 12 / 11	17 / 15 / 14 / 12	18 / 16 / 15 / 13	21 / 17 / 15 / 13
		ft3/min	459 / 424 / 388 / 353	494 / 459 / 424 / 388	600 / 530 / 494 / 424	636 / 565 / 530 / 494	742 / 600 / 529 / 459
Pipe Connections	Liquid Side	mm(inch)	6.35(1/4)	6.35(1/4)	6.35(1/4)	6.35(1/4)	9.52(3/8)
	Gas Side	mm(inch)	12.7(1/2)	12.7(1/2)	12.7(1/2)	12.7(1/2)	15.88(5/8)
	Drain Pipe(Internal Dia.)	mm(inch)	25(1)	25(1)	25(1)	25(1)	25(1)
Weight	Body (Net)	kg	20.8	20.8	20.8	20.8	20.8
	Body (Gross)	kg	23.7	23.7	23.7	23.7	23.7
Sound Pressure Levels (SH / H / M / L)		dB(A)	31 / 29 / 27 / 25	33 / 31 / 29 / 27	36 / 34 / 33 / 29	36 / 35 / 34 / 31	39 / 36 / 34 / 31
Power Supply		Ø, V, Hz	1, 220-240, 50	1, 220-240, 50	1, 220-240, 50	1, 220-240, 50	1, 220-240, 50
Panel	Panel Name (Accessory)		#1 : PT-MAGW0 (Basic), #2 : PT-MCGW0 (Human detection), #3 : PT-MPGW0 (Human detection, Air Purification), #4 : PT-UMC2				
	Panel Color		Morning fog	Morning fog	Morning fog	Morning fog	Morning fog
	Dimensions Panel #1 (W x H x D)	mm	950 x 25 x 950	950 x 25 x 950	950 x 25 x 950	950 x 25 x 950	950 x 25 x 950
	Dimensions Panel #2 & 3 (W x H x D)	mm	950 x 35 x 950	950 x 35 x 950	950 x 35 x 950	950 x 35 x 950	950 x 35 x 950

JRNU30GTPA4 / JRNU36GTNA4 / JRNU42GTMA4
JRNU48GTMA4 / JRNU54GTMA4

Model		Unit	JRNU30GTPA4	JRNU36GTNA4	JRNU42GTMA4	JRNU48GTMA4	JRNU54GTMA4
Cooling Capacity		kW	9	10.6	12.3	14.1	15.8
		kcal/h	7,700	9,100	10,600	12,100	13,600
		Btu/h	30,700	36,200	42,000	48,100	54,000
Heating Capacity		kW	10	11.9	13.8	15.9	18
		kcal/h	8,600	10,200	11,000	13,200	15,500
		Btu/h	34,100	40,600	43,800	51,200	61,400
Casing			Galvanized Steel Plate	Galvanized Steel Plate	Galvanized Steel Plate	Galvanized Steel Plate	Galvanized Steel Plate
Dimensions (W×H×D)	Body (Net)	mm	840 x 204 x 840	840 x 246 x 840	840 x 288 x 840	840 x 288 x 840	840 x 288 x 840
	Body (Gross)	mm	922 x 276 x 917	922 x 318 x 917	922 x 360 x 917	922 x 360 x 917	922 x 360 x 917
Airflow Rate (SH / H / M / L)		m3 / Min	25 / 24 / 23 / 20	30 / 25 / 21 / 19	32 / 30 / 27 / 24	33 / 31 / 29 / 27	36 / 34 / 32 / 27
		ft3/min	883 / 858 / 805 / 688	1,059 / 883 / 742 / 671	1,130 / 1,059 / 954 / 848	1,165 / 1,095 / 1,024 / 954	1,271 / 1,201 / 1,130 / 954
Pipe Connections	Liquid Side	mm(inch)	9.52(3/8)	9.52(3/8)	9.52(3/8)	9.52(3/8)	9.52(3/8)
	Gas Side	mm(inch)	15.88(5/8)	15.88(5/8)	15.88(5/8)	15.88(5/8)	15.88(5/8)
	Drain Pipe(Internal Dia.)	mm(inch)	25(1)	25(1)	25(1)	25(1)	25(1)
Weight	Body (Net)	kg	20.8	23.5	25.6	25.6	25.6
	Body (Gross)	kg	23.7	27.3	30.1	30.1	30.1
Sound Pressure Levels (SH / H / M / L)		dB(A)	40 / 39 / 36 / 33	46 / 43 / 40 / 37	46 / 44 / 41 / 38	48 / 46 / 43 / 41	51 / 50 / 48 / 44
Power Supply		Ø, V, Hz	1, 220-240, 50	1, 220-240, 50	1, 220-240, 50	1, 220-240, 50	1, 220-240, 50
Panel	Panel Name (Accessory)		#1 : PT-MAGW0 (Basic), #2 : PT-MCGW0 (Human detection), #3 : PT-MPGW0 (Human detection, Air Purification), #4 : PT-UMC2				
	Panel Color		Morning fog	Morning fog	Morning fog	Morning fog	Morning fog
	Dimensions Panel #1 (W x H x D)	mm	950 x 25 x 950	950 x 25 x 950	950 x 25 x 950	950 x 25 x 950	950 x 25 x 950
	Dimensions Panel #2 & 3 (W x H x D)	mm	950 x 35 x 950	950 x 35 x 950	950 x 35 x 950	950 x 35 x 950	950 x 35 x 950

Note : 1. Due to our policy of innovation some specifications may be changed without notification.
2. Capacities are net capacities and based on the following conditions. Refer to the Outdoor Unit Specifications for calculating the real capacity.
- Cooling : Indoor Ambient Temp. 27°CDB / 19°CWB, Outdoor Ambient Temp. 35°CDB / 24°CWB
- Heating : Indoor Ambient Temp. 20°CDB / 15°CWB, Outdoor Ambient Temp. 7°CDB / 6°CWB
- Interconnected Pipe is standard length and difference of Elevation (Outdoor ~ Indoor Unit) is Zero.

2 WAY CASSETTE

Panel Model



PT-USC



ARNU09GTSA4 / ARNU12GTSA4
ARNU18GTSA4 / ARNU24GTSA4

Model		Unit	ARNU09GTSA4	ARNU12GTSA4	ARNU18GTSA4	ARNU24GTSA4
Cooling Capacity		kW	2.8	3.6	5.6	7.1
		kcal/h	2,400	3,100	4,800	6,100
		Btu/h	9,600	12,300	19,100	24,200
Heating Capacity		kW	3.2	4.0	6.3	8.0
		kcal/h	2,800	3,400	5,400	6,900
		Btu/h	10,900	13,600	21,500	27,300
Casing			Galvanized Steel Plate	Galvanized Steel Plate	Galvanized Steel Plate	Galvanized Steel Plate
Dimensions (W×H×D)	Body (Net)	mm	830 × 225 × 600	830 × 225 × 600	830 × 225 × 600	830 × 225 × 600
	Body (Gross)	mm	1,055 x 290 x 682	1,055 x 290 x 682	1,055 x 290 x 682	1,055 x 290 x 682
Airflow Rate (SH / H / M / L)		m^3/min	11.6 / 10.8 / 9.8 / 9.1	11.9 / 11.1 / 10.3 / 9.1	13.2 / 11.8 / 10.8 / 9.8	17.2 / 14.5 / 12.4 / 10.3
		ft^3/min	410 / 381 / 346 / 321	420 / 392 / 364 / 321	465 / 417 / 381 / 346	608 / 512 / 438 / 364
Pipe Connections	Liquid Side	mm (inch)	6.35 (1/4)	6.35 (1/4)	6.35 (1/4)	9.52 (3/8)
	Gas Side	mm (inch)	12.7 (1/2)	12.7 (1/2)	12.7 (1/2)	15.88 (5/8)
	Drain Pipe	mm (inch)	25 (1)	25 (1)	25 (1)	25 (1)
Weight	Body (Net)	kg	18.1	18.1	18.1	18.1
	Body (Gross)	kg	22.5	22.5	22.5	22.5
Sound Pressure Levels (SH / H / M / L)		dB(A)	35 / 33 / 31 / 29	36 / 34 / 32 / 29	37 / 35 / 33 / 31	44 / 40 / 37 / 33
Power Supply		Ø, V, Hz	1, 220-240, 50	1, 220-240, 50	1, 220-240, 50	1, 220-240, 50
Running Current by voltage		A	0.13 - 0.13 - 0.12	0.15 - 0.14 - 0.14	0.16 - 0.15 - 0.14	0.26 - 0.25 - 0.23
Panel	Panel Name (Accessory)		PT-USC			
	Dimensions (W×H×D)	mm	1,100 × 28 × 690	1,100 × 28 × 690	1,100 × 28 × 690	1,100 × 28 × 690

Note : 1. Due to our policy of innovation some specifications may be changed without notification.
2. Capacities are net capacities and based on the following conditions. Refer to the Outdoor Unit Specifications for calculating the real capacity.
- Cooling : Indoor Ambient Temp. 27°CDB / 19°CWB, Outdoor Ambient Temp. 35°CDB / 24°CWB
- Heating : Indoor Ambient Temp. 20°CDB / 15°CWB, Outdoor Ambient Temp. 7°CDB / 6°CWB
- Interconnected Pipe is standard length and difference of Elevation (Outdoor ~ Indoor Unit) is Zero.

KEY FEATURES

6-STEP VANE CONTROL

The Independent Vane Operation feature uses separate motors, making it possible to control all four vanes independently. There are 6 different steps to control airflow direction. Also, 1 Way Cassette has a vane control mechanism that helps to auto swing between left and right at 120 degree.

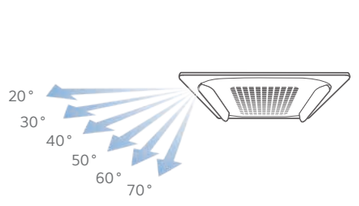

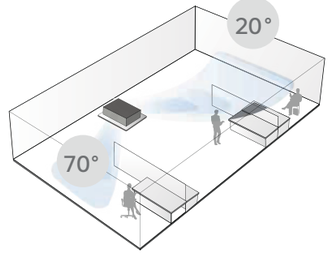

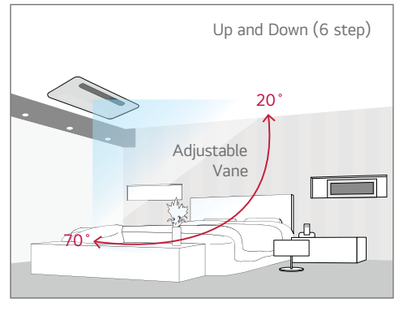

KEY APPLICATIONS

RETAIL | SCHOOL | OFFICE | HOTEL | DORMITORY | RESTAURANT

1 WAY CASSETTE

JRNU07GTUB4 / JRNU09GTUB4 / JRNU12GTUB4
JRNU18GTTB4 / JRNU24GTTB4



For JRNU - GTUB4 (860 x 450)



PT-UAHW0



PT-UPHG0
(Glossy, For Air Purification)

For JRNU - GTTB4 (1,180 x 450)



PT-TAHW0



PT-TPHG0
(Glossy, For Air Purification)

Model		Unit	JRNU07GTUB4	JRNU09GTUB4	JRNU12GTUB4	JRNU18GTTB4	JRNU24GTTB4
Cooling Capacity		kW	2.2	2.8	3.6	5.6	7.1
		kcal/h	1,900	2,400	3,100	4,800	6,100
		Btu/h	7,500	9,600	12,300	19,100	24,200
Heating Capacity		kW	2.5	3.2	4.0	6.3	7.1
		kcal/h	2,200	2,800	3,400	5,400	6,100
		Btu/h	8,500	10,900	13,600	21,500	24,200
Casing			Galvanized Steel Plate	Galvanized Steel Plate	Galvanized Steel Plate	Galvanized Steel Plate	Galvanized Steel Plate
Dimensions (W×H×D)	Body (Net)	mm	860 x 132 x 450	860 x 132 x 450	860 x 132 x 450	1,180 x 132 x 450	1,180 x 132 x 450
	Body (Gross)	mm	1,129 x 259 x 538	1,129 x 259 x 538	1,129 x 259 x 538	1,449 x 259 x 538	1,449 x 259 x 538
Airflow Rate (SH / H / M / L)		m^3/min	8.7 / 8.2 / 7.3 / 6.4	10.2 / 9.2 / 8.6 / 8.2	10.9 / 10.0 / 9.2 / 8.2	14.2 / 13.3 / 12.1 / 10.9	15.4 / 14.6 / 13.3 / 11.5
		ft^3/min	305 / 290 / 258 / 226	359 / 325 / 304 / 290	386 / 353 / 325 / 290	500 / 470 / 427 / 385	545 / 516 / 470 / 406
Airflow Rate High Ceiling Mode (SH / H / M / L)		m^3/min	9.2 / 9.2 / 8.7 / 8.2	10.5 / 10.5 / 10.0 / 9.2	11.5 / 11.5 / 10.9 / 10.0	14.9 / 14.9 / 14.18 / 13.3	17.0 / 17.0 / 15.5 / 14.6
		ft^3/min	325 / 325 / 304 / 290	370 / 370 / 353 / 325	406 / 406 / 385 / 353	526 / 526 / 501 / 469	600 / 600 / 547 / 515
(SH / H / M / L)	Liquid Side	mm(inch)	6.35(1/4)	6.35(1/4)	6.35(1/4)	6.35(1/4)	9.52(3/8)
	Gas Side	mm(inch)	12.7(1/2)	12.7(1/2)	12.7(1/2)	12.7(1/2)	15.88(5/8)
	Drain Pipe(Internal Dia.)	mm(inch)	25(1)	25(1)	25(1)	25(1)	25(1)
Weight	Body (Net)	kg	13.6	13.6	13.6	15.6	15.6
	Body (Gross)	kg	15.7	15.7	15.7	19.7	19.7
Sound Pressure Levels (SH / H / M / L)		dB(A)	34 / 32 / 29 / 25	38 / 35 / 34 / 32	41 / 38 / 35 / 32	42 / 40 / 37 / 35	45 / 43 / 40 / 36
Power Supply		Ø, V, Hz	1, 220-240, 50	1, 220-240, 50	1, 220-240, 50	1, 220-240, 50	1, 220-240, 50
Panel	Panel Name(Accessory)		#1 : PT-UAHW0, #2 : PT-UPHG0 (Air Purification)			#1 : PT-TAHW0, #2 : PT-TPHG0 (Air Purification)	
	Decoration Panel #1(W×H×D)	mm	1,100 x 34 x 500	1,100 x 34 x 500	1,100 x 34 x 500	1,420 x 34 x 500	1,420 x 34 x 500
	Decoration Panel #2(W×H×D)	mm	1,160 × 34 × 500	1,160 × 34 × 500	1,160 × 34 × 500	1,480 × 34 × 500	1,480 × 34 × 500

Note : 1. Due to our policy of innovation some specifications may be changed without notification.
2. Capacities are net capacities and based on the following conditions. Refer to the Outdoor Unit Specifications for calculating the real capacity.
• Cooling : Indoor Ambient Temp. 27°CDB / 19°CWB, Outdoor Ambient Temp. 35°CDB / 24°CWB
• Heating : Indoor Ambient Temp. 20°CDB / 15°CWB, Outdoor Ambient Temp. 7°CDB / 6°CWB
• Interconnected Pipe is standard length and difference of Elevation (Outdoor ~ Indoor Unit) is Zero.

KEY FEATURES

MINIMIZED HEIGHT

1 Way Cassette isn't affected by installation environment.
The height of 1 Way Cassette is 132mm and duct size is 190mm and can be ideal fit solution for installation in limited space.

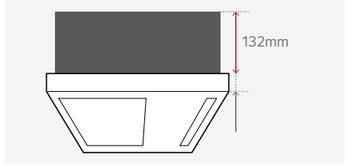

Size Comparison

(Unit : mm)

	A company	B company	LG
1 Way Cassette	215	230	132

AIR PURIFICATION

- AIR-PURIFYING FILTER THAT REMOVES UP TO 99.9% OF PM1.0
- EASY MAINTENANCE WITH WASHABLE FILTERS
- 6 COLOURED LED INDICATION FOR AQI (AIR QUALITY INDEX)
- REMOVES MORE THAN 99% OF ULTRA-FINE DUST PARTICLES, BACTERIA AND VIRUS

KEY APPLICATIONS

RETAIL | SCHOOL | OFFICE | HOTEL | DORMITORY | RESTAURANT

CEILING CONCEALED DUCT

HIGHLIGHTS OF HIGH AND LOW STATIC DUCT

	Duct	High	Low
Smart	Wi-Fi	○	○
Energy Efficiency	E.S.P. Control	○	○
Comfort	Drain Pump	○	○
	Timer (On / Off)	○	○
	Timer (Weekly)	○	○
	Two Thermistor Control	○	○
	Group Control	○	○

※ ○ : Applied, - : Not applied

LOW STATIC DUCT



JRNU09GL5G4 / JRNU12GL5G4 / JRNU15GL5G4
JRNU18GL5G4 / JRNU24GL6G4

Model			Unit	JRNU09GL5G4	JRNU12GL5G4	JRNU15GL5G4	JRNU18GL5G4	JRNU24GL6G4
Cooling capacity			kW	2.8	3.6	4.5	5.6	7.1
			kcal/h	2,400	3,100	3,900	4,800	6,100
			Btu/h	9,600	12,300	15,400	19,100	24,200
Heating capacity			kW	3.2	4	5	6.3	8
			kcal/h	2,800	3,400	4,300	5,400	6,900
			Btu/h	10,900	13,600	17,100	21,500	27,300
Casing				Galvanized Steel Plate	Galvanized Steel Plate	Galvanized Steel Plate	Galvanized Steel Plate	Galvanized Steel Plate
Dimensions (W×H×D)	Body (Net)		mm	900 x 190 x 460	900 x 190 x 460	900 x 190 x 460	900 x 190 x 460	1100 x 190 x 460
	Body (Gross)		mm	1,125 x 255 x 561	1,125 x 255 x 561	1,125 x 255 x 561	1,125 x 255 x 561	1,325 x 255 x 561
Fan	Airflow Rate(H/M/L) (High Mode-Factory set) External Static Pressure		m3/min	8.5/8.0/7.0	10.0/8.5/7.0	12.5/10.0/8.5	15.0/12.5/10.0	20.0/16.0/12.0
			ft3/min	300/283/247	360/310/250	450/360/810	530/450/360	710/570/430
			mmAq(Pa)	1(10)	1(10)	1(10)	1(10)	1(10)
	Airflow Rate(H/M/L) (Standard Mode) External Static Pressure		m3/min	8.5/8.0/7.0	10.0/8.5/7.0	12.5/10.0/8.5	15.0/12.5/10.0	20.0/16.0/12.0
			ft3/min	300/283/247	360/310/250	450/360/810	530/450/360	710/570/430
			mmAq(Pa)	0(0)	0(0)	0(0)	0(0)	0(0)
	External Static Pressure (Range)		mmAq(Pa)	0(0) ~ 5(49)	0(0) ~ 5(49)	0(0) ~ 5(49)	0(0) ~ 5(49)	0(0) ~ 5(49)
Pipe Connections	Liquid Side		mm(inch)	6.35(1/4)	6.35(1/4)	6.35(1/4)	6.35(1/4)	9.52(3/8)
	Gas Side		mm(inch)	12.7(1/2)	12.7(1/2)	12.7(1/2)	12.7(1/2)	15.88(5/8)
	Drain Pipe(Internal Dia.)		mm(inch)	25(1)	25(1)	25(1)	25(1)	25(1)
Weight	Body (Net)		kg	20	20	20	20	22.2
	Body (Gross)		kg	22.2	22.2	22.2	22.2	25.8
Noise Level (Sound Pressure, H/M/L)			dB(A)	30 / 29 / 26	31 / 29 / 26	34 / 31 / 29	36 / 34 / 31	39 / 35 / 32
Power Supply			Ø, V, Hz	1, 220-240, 50	1, 220-240, 50	1, 220-240, 50	1, 220-240, 50	1, 220-240, 50

Note : 1. Due to our policy of innovation some specifications may be changed without notification.
2. Capacities are net capacities and based on the following conditions. Refer to the Outdoor Unit Specifications for calculating the real capacity.
• Cooling : Indoor Ambient Temp. 27°CDB / 19°CWB, Outdoor Ambient Temp. 35°CDB / 24°CWB
• Heating : Indoor Ambient Temp. 20°CDB / 15°CWB, Outdoor Ambient Temp. 7°CDB / 6°CWB
• Interconnected Pipe is standard length and difference of Elevation (Outdoor ~ Indoor Unit) is Zero.

KEY FEATURES

E.S.P (EXTERNAL STATIC PRESSURE) CONTROL

User has an easy access to air volume selection via remote controller secured by the E.S.P control function. The BLDC motor can control fan speed and air volume regardless of the external static pressure. No additional accessories are necessary to control the air flow.

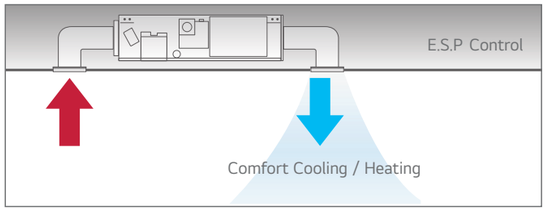

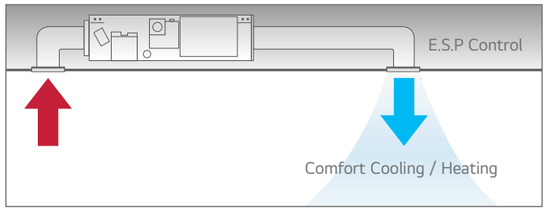

STATIC PRESSURE 11 STEPS CONTROL

Depending on the installation environment, 4 series ceiling concealed duct controlls the static pressure to 11 step, providing comfortable environment suitable for any case scenario.

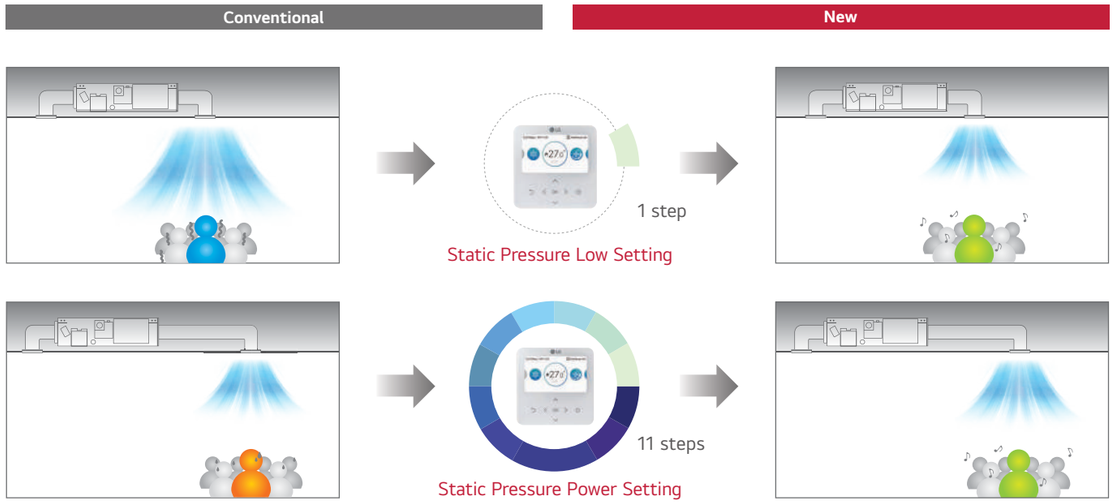

OPERATION FOR MULTIPLE ROOMS

Using a spiral duct (Embedded or Flexible type) and stream chamber, it is possible to operate cooling / heating for several rooms simultaneously.

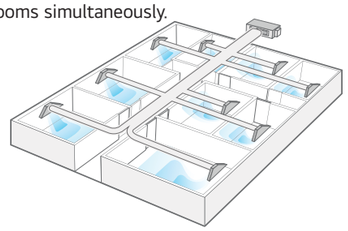

MINIMIZED HEIGHT

New low-static and high-static ducts provide ideal solution for installation in limited space.



FLEXIBLE INSTALLATION (LOW STATIC DUCT ONLY)

The low static duct allows the air intake at the rear or bottom under installation condition. Air intake at the rear or bottom

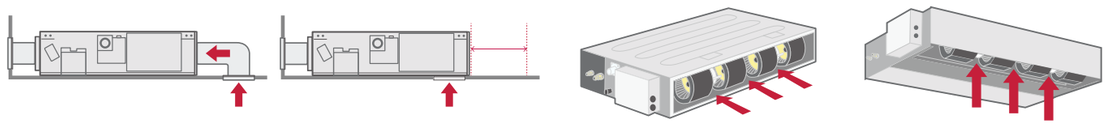

KEY APPLICATIONS

HOTEL / CONFERENCE CENTER | RETAIL / SHOPPING CENTER | SCHOOL | OFFICE | RESTAURANT
HISTORIC BUILDING

UV NANO FILTER BOX



PBM13M1UA0

Model Applied Model		Unit	PBM13M1UA0 ARNU07GM1A4 / ARNU09GM1A4 / ARNU12GM1A4 / ARNU15GM1A4 / ARNU18GM1A4 / ARNU24GM1A4
Net Size (W x H x D)		mm	900 x 270 x 280
Shipping Size (W x H x D)			1,048 x 340 x 377
Net Weight		kg	9.1
Shipping Weight		kg	11.4
Filter (1)	Size (W x H x D)	mm	600 x 251 x 50.8
	Quantity	EA	1
	Grade 1	-	ePM1 65%
	Grade 2	-	MERV 13
Filter (2)	Size (W x H x D)	mm	250 x 251 x 50.8
	Quantity	EA	1
	Grade 1	-	ePM1 65%
	Grade 2	-	MERV 13
Pre-Filter (1)	Size (W x H x D)	mm	596 x 247 x 4
	Mesh	-	34 x 39
	Color	-	Black
	Quantity	EA	1
Pre-Filter (2)	Size (W x H x D)	mm	247 x 247 x 4
	Mesh	-	34 x 39
	Color	-	Black
	Quantity	EA	1
UV nano	LED Quantity	EA	8
	Input	V	DC 12V
	Wavelength	mm	275

Note : 1. Grade 1 : ISO EN 16890
2. Grade 2 : ASHRAE 52.5

HIGH STATIC DUCT



ARNU07GM1A4 / ARNU09GM1A4 / ARNU12GM1A4
ARNU15GM1A4 / ARNU18GM1A4 / ARNU24GM1A4

Model		Unit	ARNU07GM1A4	ARNU09GM1A4	ARNU12GM1A4	ARNU15GM1A4	ARNU18GM1A4	ARNU24GM1A4
Cooling Capacity		kW	2.2	2.8	3.6	4.5	5.6	7.1
		kcal/h	1,900	2,400	3,100	3,900	4,800	6,100
		Btu/h	7,500	9,600	12,300	15,400	19,100	24,200
Heating Capacity		kW	2.5	3.2	4.0	5.0	6.3	8.0
		kcal/h	2,200	2,800	3,400	4,300	5,400	6,900
		Btu/h	8,500	10,900	13,600	17,100	21,500	27,300
Casing			Galvanized Steel Plate	Galvanized Steel Plate	Galvanized Steel Plate	Galvanized Steel Plate	Galvanized Steel Plate	Galvanized Steel Plate
Dimensions (W×H×D)	Body (Net)	mm	900 × 270 × 700	900 × 270 × 700	900 × 270 × 700	900 × 270 × 700	900 × 270 × 700	900 × 270 × 700
	Body (Gross)	mm	1,100 x 338 x 773	1,100 x 338 x 773	1,100 x 338 x 773	1,100 x 338 x 773	1,100 x 338 x 773	1,100 x 338 x 773
Fan	Airflow Rate (H / M / L) (Factory set)	m^3/min	9.0 / 7.5 / 6.0	9.5 / 7.5 / 6.0	11.0 / 9.0 / 7.0	16.0 / 12.0 / 9.0	17.0 / 14.5 / 12.0	19.0 / 16.0 / 14.0
		ft^3/min	318 / 265 / 212	336 / 265 / 212	388 / 318 / 247	565 / 424 / 318	600 / 512 / 424	671 / 565 / 494
	External Static Pressure (Factory Set)	mmAq(Pa)	6(59)	6(59)	6(59)	6(59)	6(59)	6(59)
	External Static Pressure (Range)	mmAq(Pa)	2.5 (25) ~ 15 (147)	2.5 (25) ~ 15 (147)	2.5 (25) ~ 15 (147)	2.5 (25) ~ 15 (147)	2.5 (25) ~ 15 (147)	2.5 (25) ~ 15 (147)
Pipe Connections	Liquid Side	mm(inch)	6.35(1/4)	6.35(1/4)	6.35(1/4)	6.35(1/4)	6.35(1/4)	9.52(3/8)
	Gas Side	mm(inch)	12.7(1/2)	12.7(1/2)	12.7(1/2)	12.7(1/2)	12.7(1/2)	15.88(5/8)
	Drain Pipe(Internal Dia.)	mm(inch)	25(1)	25(1)	25(1)	25(1)	25(1)	25(1)
Weight	Body (Net)	kg	25.5	25.5	25.5	25.5	25.5	26.5
	Body (Gross)	kg	31	31	31	31	31	31
Sound Pressure Levels (H / M / L)		dB(A)	26 / 24 / 23	27 / 25 / 23	27 / 25 / 23	30 / 27 / 23	31 / 28 / 25	32 / 29 / 26
Power Supply		Ø, V, Hz	1, 220-240, 50	1, 220-240, 50	1, 220-240, 50	1, 220-240, 50	1, 220-240, 50	1, 220-240, 50





ARNU28GM2A4 / ARNU36GM2A4 / ARNU42GM2A4
ARNU48GM3A4 / ARNU54GM3A4

Model		Unit	ARNU28GM2A4	ARNU36GM2A4	ARNU42GM2A4	ARNU48GM3A4	ARNU54GM3A4
Cooling Capacity		kW	8.2	10.6	12.3	14.1	15.8
		kcal/h	7,100	9,100	10,600	12,100	13,600
		Btu/h	28,000	36,200	42,000	48,100	54,000
Heating Capacity		kW	9.2	11.9	13.8	15.9	18.0
		kcal/h	8,000	10,200	11,800	13,600	15,500
		Btu/h	31,500	40,600	47,000	54,200	61,400
Power Input (H / M / L)		W	123 / 81 / 57	184 / 123 / 81	231 / 162 / 111	172 / 105 / 65	260 / 215 / 172
Casing			Galvanized Steel Plate	Galvanized Steel Plate	Galvanized Steel Plate	Galvanized Steel Plate	Galvanized Steel Plate
Dimensions (W x H x D)	Body	mm	1,250 x 270 x 700	1,250 x 270 x 700	1,250 x 270 x 700	1,250 x 360 x 700	1,250 x 360 x 700
		inch	49-7/32 x 10-5/8 x 27-9/16	49-7/32 x 10-5/8 x 27-9/16	49-7/32 x 10-5/8 x 27-9/16	49-7/32 x 14-3/16 x 27-9/16	49-7/32 x 14-3/16 x 27-9/16
Fan	Airflow Rate (H / M / L) (Factory Set)	m^3/min	28.0 / 24.0 / 21.0	32.0 / 28.0 / 24.0	38.0 / 33.0 / 28.0	40.0 / 34.0 / 28.0	50.0 / 45.0 / 40.0
		ft^3/min	989 / 848 / 742	1,130 / 989 / 848	1,342 / 1,165 / 989	1,413 / 1,201 / 989	1,766 / 1,589 / 1,413
	External Static Pressure	mmAq (Pa)	6 (59)	6 (59)	6 (59)	6 (59)	6 (59)
	Airflow Rate (Range) at External Static Pressure	m^3/min (mmAq)	3.8 (12) ~ 40.5 (12)	3.8 (12) ~ 40.5 (12)	19.1 (6) ~ 44.0 (4)	14.8 (8) ~ 58.8 (6)	14.8 (8) ~ 58.8 (6)
		ft^3/min (mmAq)	137.7 (12) ~ 1,430.2 (12)	137.7 (12) ~ 1,430.2 (12)	674.5 (6) ~ 1,553.8	522.7 (8) ~ 2,076.5 (6)	522.7 (8) ~ 2,076.5 (6)
	External Static Pressure Range	mmAq (Pa)	4 (39) ~ 18 (176)	4 (39) ~ 18 (176)	4 (39) ~ 18 (176)	4 (39) ~ 15 (147)	4 (39) ~ 15 (147)
Pipe Connections	Liquid Side	mm (inch)	Ø 9.52 (3/8)	Ø 9.52 (3/8)	Ø 9.52 (3/8)	Ø 9.52 (3/8)	Ø 9.52 (3/8)
	Gas Side	mm (inch)	Ø 15.88 (5/8)	Ø 15.88 (5/8)	Ø 15.88 (5/8)	Ø 15.88 (5/8)	Ø 19.05 (3/4)
	Drain Pipe (Internal Dia.)	mm (inch)	25 (1)	25 (1)	25 (1)	25 (1)	25 (1)
Weight	Body (Net)	kg	36.0	36.0	37.2	42.2	42.2
	Body (Gross)	kg	42	42	43	47.8	47.8
Sound Pressure Levels (H / M / L)		dB(A)	38 / 36 / 35	40 / 38 / 36	42 / 41 / 39	41 / 38 / 37	42 / 41 / 40
Power Supply		Ø, V, Hz	1, 220 - 240, 50/60	1, 220 - 230 - 240, 50/60	1, 220 - 230 - 240, 50/60	1, 220 - 230 - 240, 50/60	1, 220 - 230 - 240, 50/60

Note : 1. Due to our policy of innovation some specifications may be changed without notification.
2. Capacities are net capacities and based on the following conditions. Refer to the Outdoor Unit Specifications for calculating the real capacity.
• Cooling : Indoor Ambient Temp. 27°CDB / 19°CWB, Outdoor Ambient Temp. 35°CDB / 24°CWB
• Heating : Indoor Ambient Temp. 20°CDB / 15°CWB, Outdoor Ambient Temp. 7°CDB / 6°CWB
• Interconnected Pipe is standard length and difference of Elevation (Outdoor ~ Indoor Unit) is Zero.



JRNU28GBGA4 / JRNU36GBGA4 / JRNU42GBGA4 / JRNU48GBGA4
JRNU54GBRA4 / JRNU76GB8A4 / JRNU96GB8A4

Model			Unit	JRNU28GBGA4	JRNU36GBGA4	JRNU42GBGA4	JRNU48GBGA4	JRNU54GBRA4	JRNU76GB8A4	JRNU96GB8A4
Cooling Capacity			kW	8.2	10.6	12.3	14.1	15.8	22.4	28
			kcal/h	7100	9,100	10,600	12,100	13,600	19,300	24,100
			Btu/h	28000	36,200	42,000	48,100	54,000	76,400	95,900
Heating Capacity			kW	9.2	11.9	13.8	15.9	18	25.2	31.5
			kcal/h	8000	10,200	11,000	13,600	15,500	21,700	27,100
			Btu/h	31500	40,600	43,800	54,200	61,400	86,000	107,500
Casing				Galvanized Steel Plate	Galvanized Steel Plate	Galvanized Steel Plate	Galvanized Steel Plate	Galvanized Steel Plate	Galvanized Steel Plate	Galvanized Steel Plate
Dimensions (W×H×D)	Body (Net)		mm	1,182 x 298 x 450	1,182 x 298 x 450	1,182 x 298 x 450	1,182 x 298 x 450	1,230 x 380 x 590	1,562 x 460 x 688	1,562 x 460 x 688
	Body (Gross)		mm	1,415 x 360 x 565	1,415 x 360 x 565	1,415 x 360 x 565	1,415 x 360 x 565	1,420 x 460 x 695	1,806 x 537 x 825	1,806 x 537 x 825
Fan	Type			Sirocco Fan	Sirocco Fan	Sirocco Fan	Sirocco Fan	Sirocco Fan	Sirocco Fan	Sirocco Fan
	Airflow Rate(H / M / L) (High Mode-factory set) External Static Pressure		m^3/min	25.9 / 24.1 / 21.8	32.3 / 29.0 / 25.3	34.5 / 32.3 / 30.7	34.6 / 31.8 / 27.9	51.0 / 44.8 / 40.6	60.0 / 50.0 / 50.0	72.0 / 64.0 / 64.0
			ft^3/min	915 / 851 / 770	1,141 / 1,024 / 894	1,218 / 1,141 / 1,084	1,222 / 1,123 / 986	1,801 / 1,582 / 1,434	2,119 / 1,766 / 1,766	2542 / 2,260 / 2,260
			mmAq(Pa)	10(98)	10(98)	10(98)	10(98)	14(137)	22(216)	22(216)
	Airflow Rate(H / M / L) (Standard Mode) External Static Pressure		CMM	25.3 / 21.8 / 17.6	28.4 / 25.3 / 21.8	32.0 / 28.4 / 27.2	33.9 / 28.7 / 26.3	51.5 / 47.5 / 39.5	64.0 / 50.0 / 50.0	76.0 / 64.0 / 64.0
			cfm	893 / 770 / 622	1,003 / 894 / 770	1,130 / 1,003 / 961	1,198 / 1,014 / 929	1,819 / 1,678 / 1,395	2,260 / 1,766 / 1,766	2,684 / 2,260 / 2,260
			mmAq(Pa)	8(78)	8(78)	8(78)	8(78)	10(98)	15(147)	15(147)
	External Static Pressure (Range)		mmAq(Pa)	5 (49) ~ 16 (157)	5 (49) ~ 16 (157)	5 (49) ~ 16 (157)	5 (49) ~ 16 (157)	5 (49) ~ 20 (196)	6 (59) ~ 25 (245)	6 (59) ~ 25 (245)
Pipe Connections	Liquid Side		mm(inch)	9.52(3/8)	9.52(3/8)	9.52(3/8)	9.52(3/8)	9.52(3/8)	9.52(3/8)	9.52(3/8)
	Gas Side		mm(inch)	15.88(5/8)	15.88(5/8)	15.88(5/8)	15.88(5/8)	15.88(5/8)	19.05(3/4)	22.2(7/8)
	Drain Pipe(Internal Dia.)		mm(inch)	25(1)	25(1)	25(1)	25(1)	25(1)	25(1)	25(1)
Weight	Body (Net)		kg	38	38	38	38	53	87	87
	Body (Gross)		kg	42.5	42.5	42.5	42.5	57	100	100
Sound Pressure Levels (H / M / L)			dB(A)	33 / 31 / 28	33 / 31 / 28	36 / 33 / 30	41 / 38 / 37	39 / 37 / 35	45 / 41 / 40	47 / 42 / 41
Power Supply			Ø, V, Hz	1, 220-240, 50	1, 220-240, 50	1, 220-240, 50	1, 220-240, 50	1, 220-240, 50	1, 220-240, 50	1, 220-240, 50

Note : 1. Due to our policy of innovation some specifications may be changed without notification.
2. Capacities are net capacities and based on the following conditions. Refer to the Outdoor Unit Specifications for calculating the real capacity.
• Cooling : Indoor Ambient Temp. 27°CDB / 19°CWB, Outdoor Ambient Temp. 35°CDB / 24°CWB
• Heating : Indoor Ambient Temp. 20°CDB / 15°CWB, Outdoor Ambient Temp. 7°CDB / 6°CWB
• Interconnected Pipe is standard length and difference of Elevation (Outdoor ~ Indoor Unit) is Zero.

FRESH AIR INTAKE UNIT



ARNU76GB8Z4 / ARNU96GB8Z4

Model		Unit	ARNU76GB8Z4	ARNU96GB8Z4
Cooling Capacity		kW	22.4	28
		kcal/h	19,300	24,100
		Btu/h	76,400	95,900
Heating Capacity		kW	21.4	26.7
		kcal/h	18,410	23,000
		Btu/h	73,080	91,360
Casing			Galvanized Steel Plate	Galvanized Steel Plate
Dimensions (W×H×D)	Body (Net)	mm	1,562 x 460 x 688	1,562 x 460 x 688
	Body (Gross)	mm	1,806 x 537 x 825	1,806 x 537 x 825
Fan	Type		Sirocco Fan	Sirocco Fan
	Airflow Rate(H/M/L) (High static Mode-factory set)	m^3/min	23.7 / 13.2 / 13.2	35.7 / 23.7 / 23.7
		ft^3/min	837 / 446 / 446	1,261 / 837 / 837
	External Static Pressure (Factory Set)	mmAq(Pa)	22 (216)	22 (216)
	External Static Pressure (Range)	mmAq(Pa)	7 (69) ~ 25 (245)	7 (69) ~ 25 (245)
Pipe Connections	Liquid Side	mm(inch)	9.52(3/8)	9.52(3/8)
	Gas Side	mm(inch)	19.05(3/4)	22.2(7/8)
	Drain Pipe(Internal Dia.)	mm(inch)	25(1)	25(1)
Weight	Body (Net)	kg	73	73
	Body (Gross)	kg	81.7	87
Sound Pressure Levels (H / M / L)		dB(A)	45 / 43 / 43	47 / 45 / 45
Power Supply		Ø, V, Hz	1, 220-240, 50	1, 220-240, 50

Note : 1. Capacities are based on the following conditions.
- Cooling : Indoor temp. 27°C (80.6°F) DB / 19°C (66.2°F) WB, Outdoor temp. 35°C (95°F) DB / 24°C (75.2°F) WB, Interconnecting piping length 7.5m, Level difference of zero
- Heating : Indoor temp. 20°C (68°F) DB / 15°C (59°F) WB, Outdoor temp. 7°C (44.6°F) DB / 6°C (42.8°F) WB, Interconnecting piping length 7.5m, Level difference of zero

2. Due to our policy of innovation, some specifications may be changed without notification.

⚠CAUTION

1. Operation range (Cooling : 5°C ~ 43°C, Heating : -5°C ~ 43°C) 2. Installation of exhaust fan is recommended for a sealed room. 3. Indoor Unit Connection

No	Connection Condition	Combination
1	Fresh air intake only are connected with outdoor units	1) The total capacity of fresh air intake should be 50 ~ 100% of outdoor unit. 2) The max quantity of fresh air intake is 4 units.
2	Mixture connection with general indoor unit and fresh intake units	1) The total capacity of indoor units (Standard Indoor Unit + Fresh Air Intake) should be 50 ~ 100% of outdoor unit. 2) The total capacity of fresh air intake should be less than 30% of the total capacity of indoor units.

KEY FEATURES

FRESH OUTDOOR AIR SUPPLY

The LG Fresh Air Intake Unit (FAU) is the alternative solution for ventilation which supplies fresh outdoor air to indoors as well as being able to cool and heat the inside air simultaneously. It means the indoor space can have positive air pressure consistently which can block cold, hot or contaminated air from outdoor.

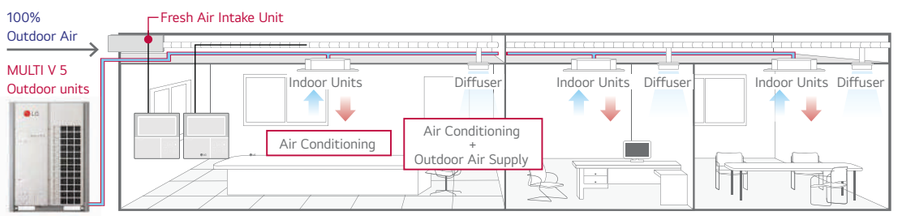

ECONOMIC OPERATION

Using the cooling and heating can save cost by blowing the natural outdoor air inside when the season changes.

Spring Season

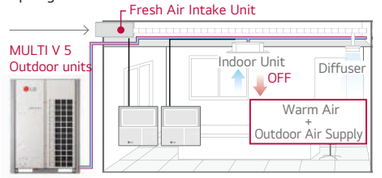

Autumn Season

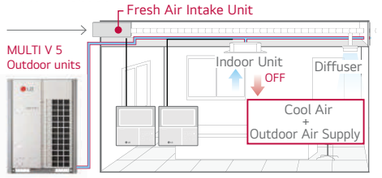

INSTALLATION SCENE

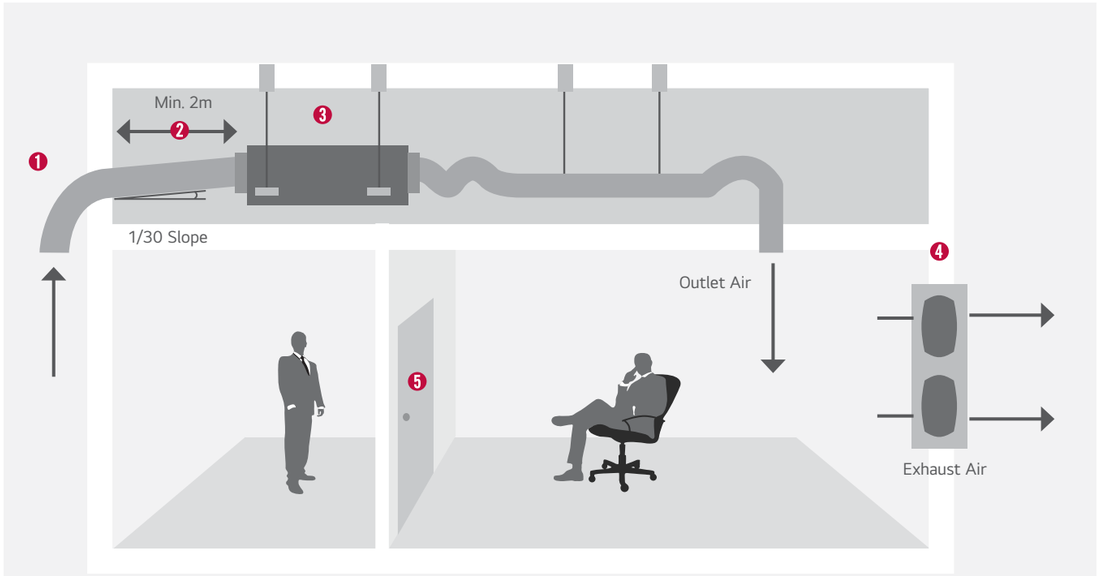

1. Inlet Hood
2. Intake Air Duct
3. Fresh Air Intake
4. Exhaust Fan
5. Door

FLOOR STANDING

ARNU07GCEA4 / ARNU09GCEA4 / ARNU12GCEA4
ARNU15GCEA4 / ARNU18GCFA4 / ARNU24GCFA4

※ A : Floor Standing with case



Model		Unit	ARNU07GCEA4	ARNU09GCEA4	ARNU12GCEA4	ARNU15GCEA4	ARNU18GCFA4	ARNU24GCFA4
Cooling Capacity		kW	2.2	2.8	3.6	4.5	5.6	7.1
		kcal/h	1,900	2,400	3,100	3,900	4,800	6,100
		Btu/h	7,500	9,600	12,300	15,400	19,100	24,200
Heating Capacity		kW	2.5	3.2	4.0	5.0	6.3	8.0
		kcal/h	2,200	2,800	3,400	4,300	5,400	6,900
		Btu/h	8,500	10,900	13,600	17,100	21,500	27,300
Casing			Galvanized Steel Plate	Galvanized Steel Plate	Galvanized Steel Plate	Galvanized Steel Plate	Galvanized Steel Plate	Galvanized Steel Plate
Dimensions (W x H x D)	Body	mm	1,067 x 635 x 203	1,067 x 635 x 203	1,067 x 635 x 203	1,067 x 635 x 203	1,345 x 635 x 203	1,345 x 635 x 203
		inch	42 x 25 x 8	42 x 25 x 8	42 x 25 x 8	42 x 25 x 8	52-15/16 x 25 x 8	52-15/16 x 25 x 8
Fan	Airflow Rate (H / M / L)	m^3/min	8.5 / 7.5 / 6.5	9.5 / 8.5 / 7.5	10.5 / 9.5 / 8.5	11.5 / 10.0 / 9.5	16.0 / 14.0 / 12.0	18.0 / 16.0 / 14.0
		ft^3/min	300 / 265 / 229	335 / 300 / 265	371 / 335 / 300	406 / 353 / 335	565 / 494 / 424	635 / 565 / 494
Pipe Connections	Liquid Side	mm (inch)	Ø 6.35 (1/4)	Ø 6.35 (1/4)	Ø 6.35 (1/4)	Ø 6.35 (1/4)	Ø 6.35 (1/4)	Ø 9.52 (3/8)
	Gas Side	mm (inch)	Ø 12.7 (1/2)	Ø 12.7 (1/2)	Ø 12.7 (1/2)	Ø 12.7 (1/2)	Ø 12.7 (1/2)	Ø 15.88 (5/8)
	Drain Pipe (Internal Dia.)	mm	12 (15/32)	12 (15/32)	12 (15/32)	12 (15/32)	12 (15/32)	12 (15/32)
Weight	Body (Net)	kg	27 (59.5)	27 (59.5)	27 (59.5)	27 (59.5)	34 (75.0)	34 (75.0)
	Body (Gross)	kg	31	31	31	31	39	39
Sound Pressure Levels (H / M / L)		dB(A)	35 / 33 / 31	36 / 34 / 32	37 / 35 / 33	38 / 37 / 35	40 / 37 / 34	43 / 40 / 37
Power Supply		Ø, V, Hz	1, 220 - 240, 50/60	1, 220 - 240, 50/60	1, 220 - 240, 50/60	1, 220 - 240, 50/60	1, 220 - 240, 50/60	1, 220 - 240, 50/60



ARNU07GCEU4 / ARNU09GCEU4 / ARNU12GCEU4
ARNU15GCEU4 / ARNU18GCFU4 / ARNU24GCFU4

※ U : Floor Standing without case

Model		Unit	ARNU07GCEU4	ARNU09GCEU4	ARNU12GCEU4	ARNU15GCEU4	ARNU18GCFU4	ARNU24GCFU4
Cooling Capacity		kW	2.2	2.8	3.6	4.5	5.6	7.1
		kcal/h	1,900	2,400	3,100	3,900	4,800	6,100
		Btu/h	7,500	9,600	12,300	15,400	19,100	24,200
Heating Capacity		kW	2.5	3.2	4.0	5.0	6.3	8.0
		kcal/h	2,200	2,800	3,400	4,300	5,400	6,900
		Btu/h	8,500	10,900	13,600	17,100	21,500	27,300
Casing			Galvanized Steel Plate	Galvanized Steel Plate	Galvanized Steel Plate	Galvanized Steel Plate	Galvanized Steel Plate	Galvanized Steel Plate
Dimensions (W x H x D)	Body	mm	978 x 639 x 190	978 x 639 x 190	978 x 639 x 190	978 x 639 x 190	1,256 x 639 x 190	1,256 x 639 x 190
		inch	38-1/2 x 25-5/32 x 7-15/32	38-1/2 x 25-5/32 x 7-15/32	38-1/2 x 25-5/32 x 7-15/32	38-1/2 x 25-5/32 x 7-15/32	49-7/16 x 25-5/32 x 7-15/32	49-7/16 x 25-5/32 x 7-15/32
Fan	Airflow Rate (H / M / L)	m^3/min	8.5 / 7.5 / 6.5	9.5 / 8.5 / 7.5	10.5 / 9.5 / 8.5	11.5 / 10.0 / 9.5	16.0 / 14.0 / 12.0	18.0 / 16.0 / 14.0
		ft^3/min	300 / 265 / 229	335 / 300 / 265	371 / 335 / 300	406 / 353 / 335	565 / 494 / 424	635 / 565 / 494
Pipe Connections	Liquid Side	mm (inch)	Ø 6.35 (1/4)	Ø 6.35 (1/4)	Ø 6.35 (1/4)	Ø 6.35 (1/4)	Ø 6.35 (1/4)	Ø 9.52 (3/8)
	Gas Side	mm (inch)	Ø 12.7 (1/2)	Ø 12.7 (1/2)	Ø 12.7 (1/2)	Ø 12.7 (1/2)	Ø 12.7 (1/2)	Ø 15.88 (5/8)
	Drain Pipe (Internal Dia.)	mm	12 (15/32)	12 (15/32)	12 (15/32)	12 (15/32)	12 (15/32)	12 (15/32)
Weight	Body (Net)	kg	21 (46.3)	21 (46.3)	21 (46.3)	21 (46.3)	25 (55.1)	25 (55.1)
	Body (Gross)	kg	25.5	25.5	25.5	25.5	31	31
Sound Pressure Levels (H / M / L)		dB(A)	35 / 33 / 31	36 / 34 / 32	37 / 35 / 33	38 / 37 / 35	40 / 37 / 34	43 / 40 / 37
Power Supply		Ø, V, Hz	1, 220 - 240, 50/60	1, 220 - 240, 50/60	1, 220 - 240, 50/60	1, 220 - 240, 50/60	1, 220 - 240, 50/60	1, 220 - 240, 50/60

Note : 1. Due to our policy of innovation some specifications may be changed without notification.
2. Capacities are net capacities and based on the following conditions. Refer to the Outdoor Unit Specifications for calculating the real capacity.
• Cooling : Indoor Ambient Temp. 27°CDB / 19°CWB, Outdoor Ambient Temp. 35°CDB / 24°CWB
• Heating : Indoor Ambient Temp. 20°CDB / 15°CWB, Outdoor Ambient Temp. 7°CDB / 6°CWB
• Interconnected Pipe is standard length and difference of Elevation (Outdoor ~ Indoor Unit) is Zero.

KEY FEATURES

WI-FI CONTROL

Access your air conditioner anytime and from anywhere.

ThinQ

Search “ThinQ” on Google market or the App Store to download the app.

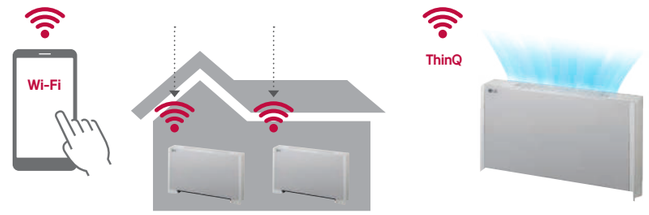

※ For our policy of continuous ThinQ App improvement, specification, design and features are subject to change without prior notice.

COLD DRAFT PROTECTION

The console protects cold draft from windows to provide comfortable environment.

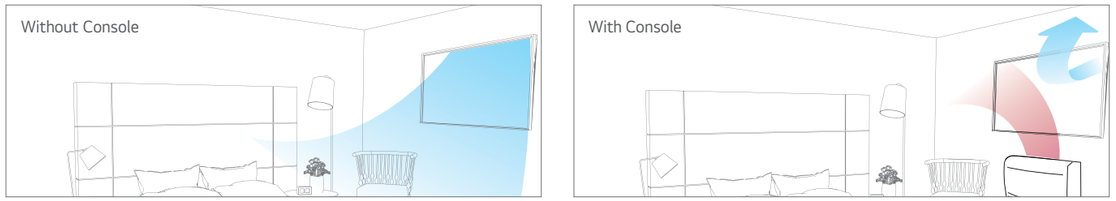

PROTECT COLD DRAFT

The floor standing unit protects cold draft coming from window and preventing condensation.

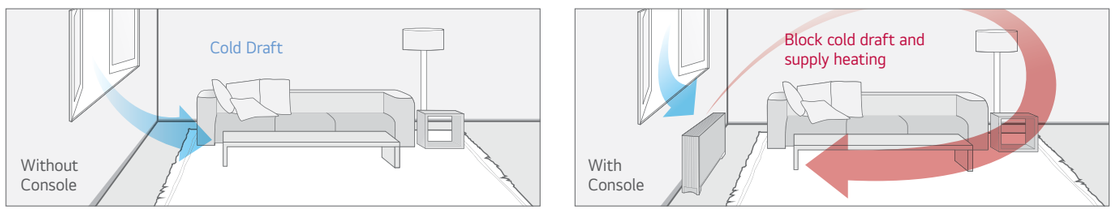

3 WAY FLEXIBLE PIPING

It is possible to install and connect the outdoor unit in
3 different ways. (Side, Back, Floor)

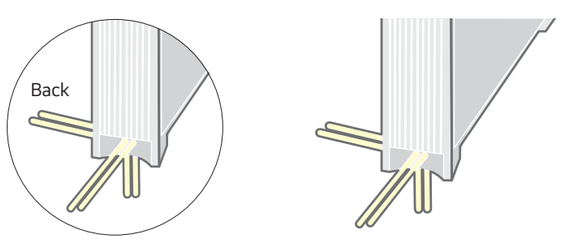

FLOOR STANDING



ARUN48GPTA4 / ARNU96GPFA4

Model		Unit	ARNU48GPTA4	ARNU96GPFA4
Cooling Capacity		kW	14.1	28.0
		kcal/h	12,100	24,100
		Btu/h	48,100	95,900
Heating Capacity		kW	15.9	31.5
		kcal/h	13,600	27,100
		Btu/h	54,200	107,500
Casing			Galvanized Steel Plate	
Dimensions (W×H×D)	Body (Net)	mm	590 × 1,840 × 440	1,050 × 1,880 × 495
	Body (Gross)	mm	690 x 1,96 x 531	1,144 x 2020 x 583
Airflow Rate (SH / H / M / L)		m^3/min	37 / 33 / 28 / 24	68 / 61 / - / 50
		ft^3/min	1,307 / 1,165 / 988 / 848	2,402 / 2,154 / - / 1,766
Pipe Connections	Liquid Side	mm(inch)	9.52 (3/8)	9.52 (3/8)
	Gas Side	mm(inch)	15.88 (5/8)	22.2 (7/8)
	Drain(ID)	mm	19	19
Weight	Body (Net)	kg	48	113
	Body (Gross)	kg	68	133
Sound Pressure Level (SH/ H/M/L)		dB(A)	54 / 51 / 49 / 45	60 / 57 / - / 53
Power Supply		Ø, V, Hz	1, 220-240, 50	1, 220-240, 50

Note : 1. Due to our policy of innovation some specifications may be changed without notification.
2. Capacities are net capacities and based on the following conditions. Refer to the Outdoor Unit Specifications for calculating the real capacity.
• Cooling : Indoor Ambient Temp. 27°CDB / 19°CWB, Outdoor Ambient Temp. 35°CDB / 24°CWB
• Heating : Indoor Ambient Temp. 20°CDB / 15°CWB, Outdoor Ambient Temp. 7°CDB / 6°CWB
• Interconnected Pipe is standard length and difference of Elevation (Outdoor ~ Indoor Unit) is Zero.

KEY FEATURES

SIMPLE & ELEGANT DESIGN

With its stylish design, LG's new floor standing air conditioner enhances the overall indoor interior.



15M LONG POWER COOLING

The new LG floor standing unit is efficient for using in large areas due to its powerful cooling and heating operation. The powerful air speed and volume means the airflow can reach up to 15m away from the air conditioner.



※ Based on 131.8m²

Type	Floor Standing
Air Flow (m^3/min)	68

KEY APPLICATIONS

FACTORY | RETAIL | SHOP | OFFICE | RESTAURANT

ERV WITH DX COIL



LZ-H050GXN4 / LZ-H080GXN4 LZ-H100GXN4

Model			Unit	LZ-H050GXN4	LZ-H080GXN4	LZ-H100GXN4
Fresh Air Conditioning Load	Cooling		kW	4.93	7.46	9.12
	Heating		kW	6.73	9.8	11.72
Temperature Exchange Efficiency	SH / H / L		%	86 / 86 / 87	80 / 80 / 81	76 / 76 / 78
Enthalpy Exchange Efficiency	Cooling (SH / H / L)		%	61 / 61 / 63	50 / 50 / 53	45 / 45 / 50
	Heating (SH / H / L)		%	76 / 76 / 77	67 / 67 / 69	64 / 64 / 66
Operation Range	Outdoor Air Temperature		℃	-15 ~ 45	-15 ~ 45	-15 ~ 45
Airflow Rate	Heat Exchange Mode (SH / H / L)		CMH	500 / 500 / 440	800 / 800 / 640	1,000 / 1,000 / 820
	Bypass Mode (SH / H / L)		CMH	500 / 500 / 440	800 / 800 / 640	1,000 / 1,000 / 820
Fan	External Static Pressure (SH / H / L)		Pa	180 / 150 / 110	170 / 120 / 80	150 / 100 / 70
Humidifier	System					
	Amount		kg/h			
	Pressure Feed Water		MPa			
Sound Pressure Level	Heat Exchange Mode (SH / H / L)		dB(A)	39 / 37 / 35	41 / 38 / 36	41 / 39 / 36
	Bypass Mode (SH / H / L)		dB(A)	39 / 37 / 35	41 / 38 / 36	41 / 39 / 36
Refrigerant				R410A		
Power Supply			Φ, V, Hz	1, 220 - 240, 50		
Heat Exchange System				Air to Air Cross Flow Total Heat (Sensible + Latent Heat) Exchange		
Heat Exchange Element				Specially Processed Non-Flammable Paper		
Air Filter				Multidirectional Fibrous Fleeces		
Dimensions			W x H x D	1,667 x 365 x 1,140		
Net Weight			kg	98		
Piping Connection	Liquid		mm	6.4		
	Gas		mm	12.7		
	Water		mm	6.4		
	Drain (ID)		mm (inch)	25 (1)		
Connection Duct Diameter			mm	250		

Note :
1. Cooling Capacity Test condition - Indoor temperature : 27°C DB, 19°C WB / Outdoor temperature : 35°C DB
2. Heating Capacity Test condition - Indoor temperature : 20°C DB / Outdoor temperature : 7°C DB, 6°C WB
3. Humidifying capacity is based on the following conditions - Indoor temperature : 20°C DB, 15°C WB / Outdoor temperature : 7°C DB, 6°C WB
4. Cooling and heating capacities are based on the following conditions : Fan is based on High and Super-high.
5. The operating sound measured at the point 1.5 m below the center of the unit is converted to that measured at an anechoic chamber.
6. The specifications, designs and information here are subject to change without notice.

KEY FEATURES

PROVIDING COOL & WARM FRESH AIR

During the summer, ERV DX can transform outdoor warm air into cool air for indoors, and it can prevent cold drafts during the winter by supplying warm air.

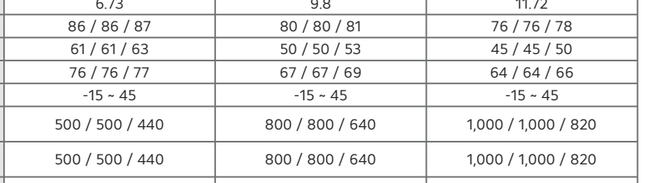

TOTAL AIR CONDITIONING SOLUTION

LG ERV DX can be used as a Total Air Conditioning Solution. It can control condition of incoming air with the DX coil for making comfortable indoor air atmosphere.

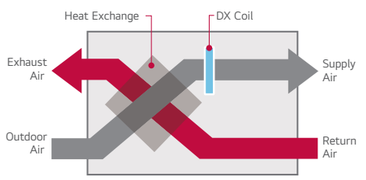

ERV WITHOUT DX COIL

For products specifications and features scan the below QR code



RESIDENTIAL ERV



LZ-H015GBA6 / LZ-H020GBA6

Model			Unit	LZ-H015GBA6	LZ-H020GBA6
Dimensions (W x H x D)	Body		mm	640 x 320 x 640	640 x 320 x 640
Weight	Body		kg	23	23
Power Supply			Ø, V, Hz	1,230,50	1,230,50
ERV Mode	Operating Step			SH / H / L	SH / H / L
	Current	SH / H / L	A	0.43 / 0.38 / 0.23	0.59 / 0.51 / 0.26
	Power Input	SH / H / L	W	56 / 49 / 26	79 / 71 / 30
	Airflow	SH / H / L	CMH	150 / 150 / 80	200 / 200 / 100
	External Static Pressure	SH / H / L	Pa	100 / 70 / 50	100 / 70 / 50
	Temperature Exchange Efficiency	Heating (SH / H / L) (ErP)	%	85	82
		Heating (SH / H / L) (JIS)	%	80 / 80 / 84	78 / 78 / 82
		Cooling (SH / H / L) (JIS)	%	74 / 74 / 83	70 / 70/ 81
	Enthalpy Exchange Efficiency	Heating (SH / H / L) (JIS)	%	79 / 79 / 83	75 / 75 / 81
		Cooling (SH / H / L) (JIS)	%	74 / 74 / 80	68 / 68 / 76
	Sound Power Level	SH / H / L	dB(A)	53 / 51 / 45	55 / 53 / 46
	Sound Pressure Level	SH / H / L	dB(A)	28 / 26 / 21	30 / 28 / 22
Bypass Mode	Current	SH / H / L	A	0.45 / 0.40 / 0.26	0.60 / 0.52 / 0.29
	Power Input	SH / H / L	W	63 / 53 / 31	84 / 73 / 35
	Airflow	SH / H / L	CMH	150 / 150 / 80	200 / 200 / 100
	External Static Pressure	SH / H / L	Pa	100 / 70 / 50	100 / 70 / 50
Operation Range	Outdoor Air Temperature / Relative Humidity		℃ / %	-10 ~ 40 / 20 ~ 80	-10 ~ 40 / 20 ~ 80
Duct Work	Qty		EA	4	4
	Size (Ø)		mm	125	125
Fan Motor	Supply Air Fan		RPM	1,850 / 1,710 / 1,300	2,050 / 1,910 / 1,400
	Exhaust Air Fan		RPM	1,750 / 1,600 / 1,250	1,910 / 1,770 / 1,320
	Max.		RPM	2,100	2100
	Min.		RPM	1,000	1,000
Filters	Grade(1)		-	ePM¹ 95%	ePM¹ 95%
	Size (W x H x D)		mm	278 x 276 x 50	278 x 276 x 50

Note :
1. Cooling Capacity Test condition - Indoor temperature : 27°C DB, 19°C WB / Outdoor temperature : 35°C DB
2. Heating Capacity Test condition - Indoor temperature : 20°C DB / Outdoor temperature : 7°C DB, 6°C WB
3. Humidifying capacity is based on the following conditions - Indoor temperature : 20°C DB, 15°C WB / Outdoor temperature : 7°C DB, 6°C WB
4. Cooling and heating capacities are based on the following conditions. : Fan is based on High and Super-high.
5. The operating sound measured at the point 1.5 m below the center of the unit is converted to that measured at an anechoic chamber.
6. The specifications, designs and information here are subject to change without notice.

KEY FEATURES

SUPPLY CLEAN AIR

Remove Up to 99.99% of Harmful Particles on Pre-Filter with UV nano





UV nano Technology Applied

It Prevents 99.99 % of Bacteria and Viruses from Growing

EASY FILTER MAINTENANCE

Via the one-touch button, the user can open the access door at the bottom of the unit, pull down the heat exchanger to change the filters. It is easy and simple without the need of any additional tools.



One Touch Button

After pressing the one-touch button, unhook the safety hooks that holds door from failing to fully open the door.

Hold the filter handle and pull it out down.

SMART CONTROL

Dual Laser Fine Dust Sensor

Two fine dust sensors monitor the incoming air and the supplied air to the room in real time to ensure that clean air is always supplied.



When the measured dust concentration in the air supplied to the room is higher than the pre-set value, a notification or text message will be sent out for filter replacement.

*Wi-Fi Modem is Optional.



CO_2 Monitoring

The embedded CO_2 sensor monitors the carbon dioxide concentration in the room in real time and automatically controls the ventilation rate.



It monitor CO_2 concentration in the room. It increases the ventilation rate, when the concentration of carbon dioxide is high, and automatically reduces the ventilation rate, if it is low.

*Wi-Fi Modem is Optional.



*CO_2 Sensor is Embedded.

Control ERV Anytime, Anywhere

Wired Remote Control	Mobile	Third-Party Compatibility
		
- Indoor CO_2 concentration - Dust concentration in the supply air - Dust concentration in outdoor air	Check and Control the Indoor air condtioner Anytime, Anywhere	With the dry contact connected, Modbus protocol is available.

*To use 3rd party wall pad, please contact Sales Engineer.

Filter Maintenance Alarm

The filter replacement notification and text message are sent when the fine dust concentration is higher than the pre-set point.



INTEGRATION DEVICES

AHU KITS

During summers, ERV DX can transform warm outdoor air into cool indoor air, and it can prevent cold drafts during the winter by supplying warm air.

COMMUNICATION KIT



PAHCMR000



PAHCMS000

CONTROL KIT



PAHCNM000

EEV KIT



PRLK048A0
PRLK096A0



PRLK396A0



PRLK594A0

Specifications

Control Application Kit

Type	Model	Dimensions (mm)			Power Supply	IP Rating	Description
		W	H	D			
Communication Kit	PAHCMR000	300	300	155	1Ø, 220 ~ 240 V, 50 / 60 Hz	IP66	Return / Room air temperature control by DDC or LG individual / centralized controller.
	PAHCMS000	380	300	155	1Ø, 220 ~ 240 V, 50 / 60 Hz	IP66	Discharge air / Supply air temperature control by DDC or LG individual / centralized controller
Control Kit	PAHCNM000	500	500	210	1Ø, 220 ~ 240 V, 50 / 60 Hz	-	Various AHU control functions with multiple DX coils (Maximum connectable ODU is 3 units)

Expansion Application Kit

Type	Model	Dimensions (mm)			Pipe Diameter (mm)	Capacity Index Range
		W	H	D	Liquid	
EEV Kit	PRLK048A0	217	404	83	12.7	3.6 ~ 28 kW
	PRLK096A0	217	404	83	12.7	28.1 ~ 56 kW
	PRLK396A0	349.5	345.5	180	19.05	56.1 ~ 112 kW
	PRLK594A0	409.5	345.5	180	19.05	112.1 ~ 168 kW

Communication Kit & Controller Module

MULTI V Application

MULTI V + EEV Kit + IDU + Return / Room Air Temperature Control

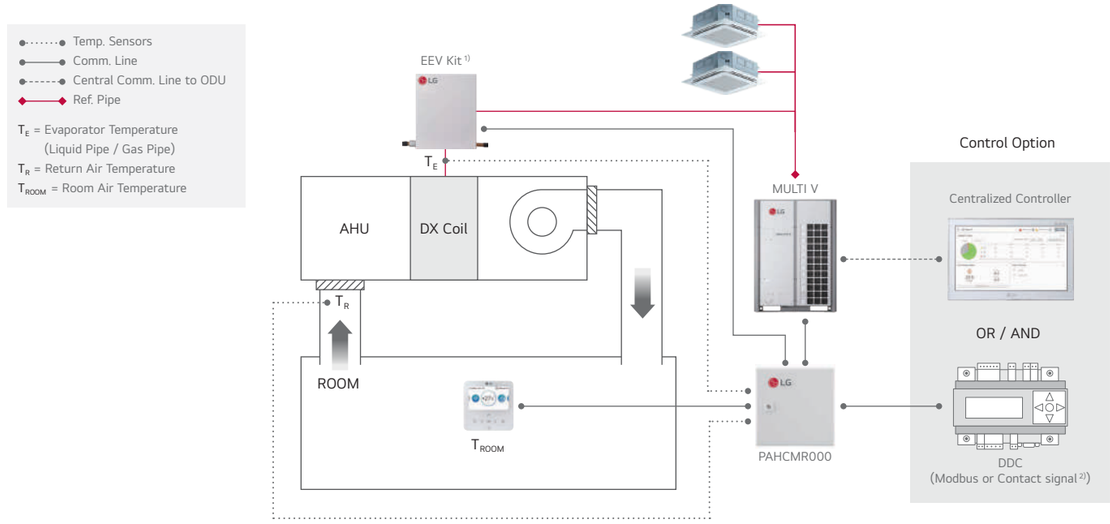

1) Multiple EEV kits can be applicable with multiple DX Coils and PAHCMR000s.
2) In case of applying DDC with contact signal, discharge air temperature should be measured and controlled by DDC.
Note : For more detail, please refer to the PDB.

MULTI V Application

MULTI V + EEV Kit + Discharge Air Temperature Control

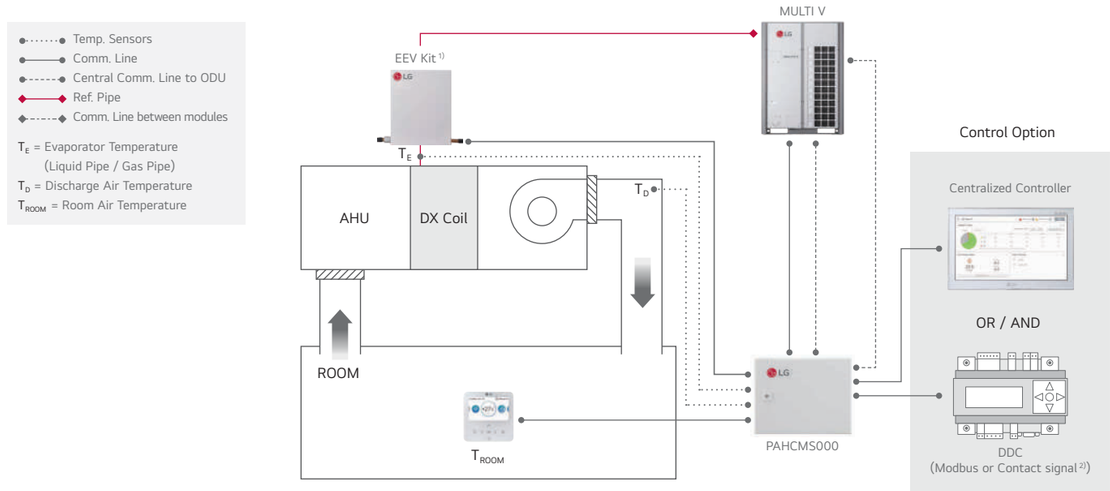

1) PI485 (PMNFP14A1) is required for centralized controller.
2) In case of applying DDC with contact signal, discharge air temperature should be measured and controlled by DDC.
Note : For more detail, please refer to the PDB.

CONTROL SOLUTIONS

TYPES



WIRELESS REMOTE

- On/Off, Temperature Setting, Fan Speed, Auto Swing
- Vane Angle Control, Reservation, Time Display
- Can Be Used for Duct Models Also (by using IR Accessory)



SIMPLE WIRED REMOTE CONTROLLER

- On/Off, Temperature Setting
- Fan Speed, Mode Change



STANDARD II WIRED REMOTE CONTROLLER

- Weekly Schedule
- Filter Sign
- Additional Mode Setting



STANDARD III WIRED REMOTE

- Humidity Sensor Embedded
- Human Detection Feature
- Air Quality Monitoring



DELUXE WIRED REMOTE CONTROLLER

- 4.3 inch Touch Screen with Premium Design
- Built-in Wi-Fi
- Air Quality Monitoring



PREMIUM REMOTE

- 5 inch Touch Screen with Premium Design
- Energy Management
- Yearly Scheduling, Group Control up to 16 IDU



AC EZ

- 32 Indoor Units, LCD Display
- Individual / Group Control
- Mode Change, Controller Lock



AC EZ TOUCH

- 64 units, 5 inch Touch Screen & Web Access.
- Schedule Events, Error History, Remote Lock
- Energy Save Mode, Emergency Stop



AC SMART 5

- 128 units,10.2 inch Touch Screen, Dynamic UI
- Interlocking, Peak Control, Time Limit, Yearly Schedule
- Energy Statistics, Operation Report, Emergency Stop Feature
- BMS Compatible (BACnet/Modbus)



ACP 5

- 256 units, PC / Tablet & Remote Access
- Device Interlocking, Priority & Capacity Control Mode
- Operation History, Energy Management & Reporting
- BMS Compatible (BACnet/Modbus)



AC MANAGER 5

- 8192 Units, PC Software for Integrated Management.
- Power Consumption Monitoring, Visual Navigation
- Interlocking, Virtual Group Control



BMS GATEWAY

- Interface b/w BMS & LG Air Conditioner
- Supports LonWorks Protocols
- Backup Controller in Case of BMS Failure



POWER DISTRIBUTION INDICATOR (PDI PREMIUM)

- Monitoring IDU Power Consumption through PDI
- 8 ODU Systems Can Be Configured with One PDI
- Statistical Report Through Central Controller



INTEGRATION DEVICE (DRY CONTACT)

- Connection Between IDU & External Devices to Control Various Functions
- Key Tag, Fire Alarm, Motion / Lighting / Door Sensor
- Interlocking with Open Protocol for Home Automation



SMART SOLUTION

- System Air Conditioner Mobile App to Control & Monitor the Device from Anytime and Anywhere
- Compatible with iOS or Android Devices



TOTAL MANAGEMENT SYSTEM

- Cloud Based Building Solution
- Facility Management System
- Remote Access & Easy Control
- Quick Service & Repair



WI-FI MODEM

- User can enjoy anytime, anywhere access with Wi-Fi equipped device through LG's ThinQ mobile app.
- This allows the user to access the unit remotely to switch unit on or off before or after leaving the vicinity.



CLOUD GATEWAY

- Control conditioners by using internet devices as Android or iOS smartphones. Cloud Gateway can remotely control up to 16 indoor units through LG ThinQ or BECON Cloud.