

Features & Benefits

- Easy and flexible duct adjusts air volume with External Static Pressure (ESP) control function.
- Minimalist visibility (Hidden within ceiling) to blend seamlessly into any interior

Key Applications

- Office
- Hotel
- Retail
- Residential building

	DUCT	HIGH	MIDDLE	LOW
Smart	Wi-Fi	○	○	○
Energy Efficiency	E.S.P Control	○	○	○
Comfort	Drain Pump	○	○	○
	Timer (On / Off)	○	○	○
	Timer (Weekly)	○	○	○
	Two Thermistor Control	○	○	○
	Group Control	○	○	○

※ ○: Applied, - : Not applied

Wi-Fi Control

Anytime, anywhere access to the unit with Android & iOS-based smartphones.

ThinQ

Search "ThinQ" on Google market or the App Store to download the app.

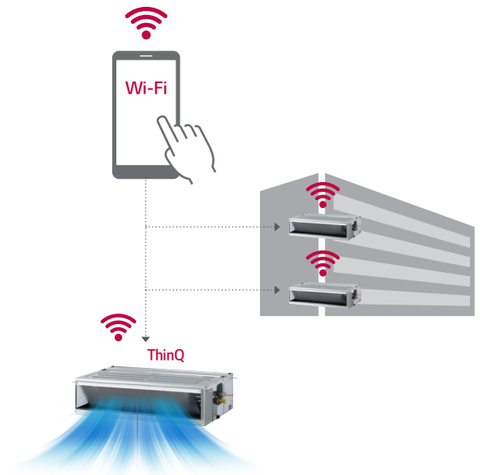

Easy Registration and Log-in

Follow the easy set-up steps that will activate ThinQ's user-friendly features.



Simple operation for various functions



On / Off, Current Temp



Mode, Set Temp



Zone Control

※ For our policy of continuous ThinQ App improvement, specification, design and features are subject to change without prior notice.

External Static Pressure (ESP) Control

User has easy access to air volume selection via remote controller using the ESP control function. The BLDC motor can control fan speed and air volume. No additional accessories are necessary to control air flow.

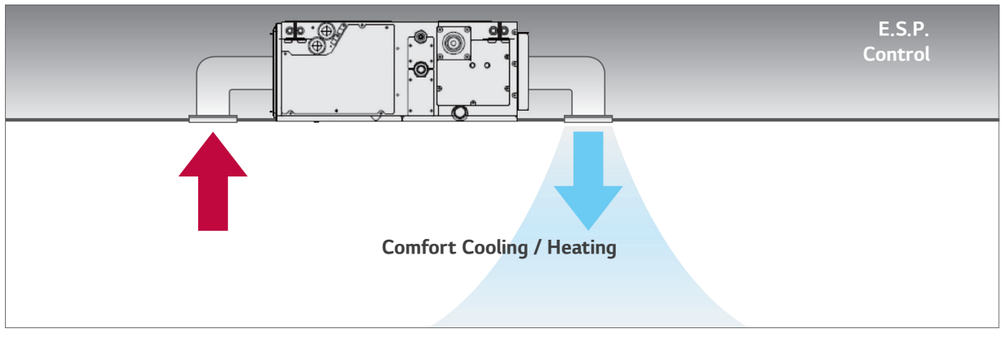

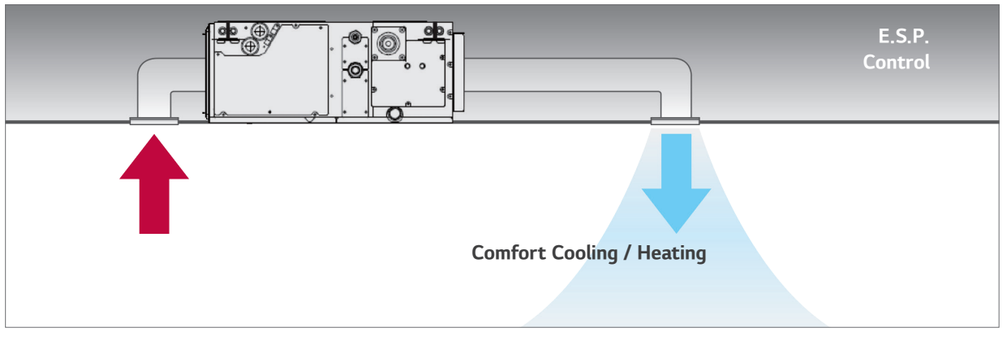

Static Pressure 11- Step Control

Depending on the installation environment, LG's ceiling concealed duct controls the static pressure with 11steps to provide maximized comfort to any environment.

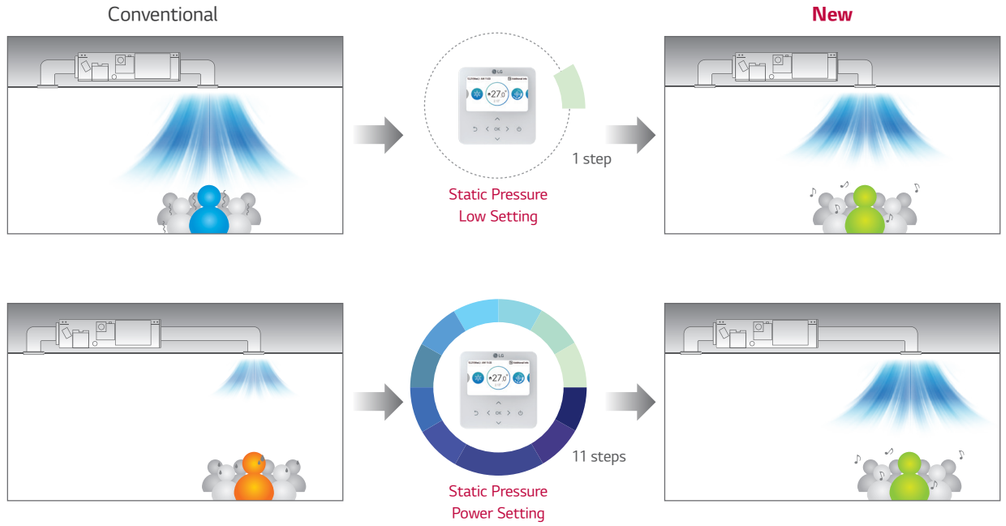

Energy Monitoring

Accumulated electric energy of the indoor unit can be identified with wired remote control, as well as with the central controller. This function is an advantage for energy management.

Install Scene



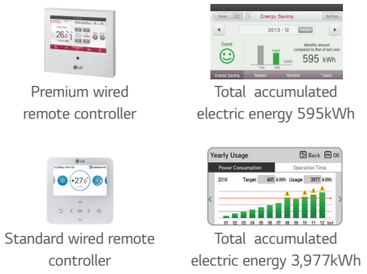

Apply for multistory building



※ Outdoor unit's accumulated electric energy / using rate of individual indoor unit + indoor unit's accumulated electric energy is displayed in wired remote controller, only when central controller, digital integrating electricity meter and PDI are installed and PDI, outdoor unit and indoor unit are connected with power wire. Only total accumulated electric energy is displayed in standard wired remote controller. In premium wired remote controller, that are displayed into week / month / year.

Safe Plus Insulation

Why LG Safe Plus Insulation?

Safe Plus Insulation is an antimicrobial treatment that is applied to LG MULTI V Indoor unit internal insulation components to resistance bacterial growth, and provides cleaner and fresher airflow to customer.

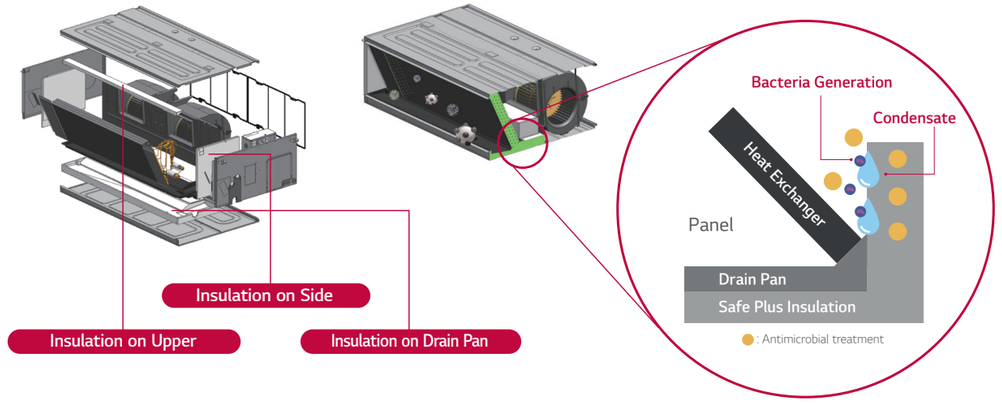



What's the hygiene inside of your air conditioner?





Example of EPS Pollution case.

Today's air conditioners, as well as fast cooling & energy saving are now basic, and all brand communicate each benefit of filtering bacteria, dust and mold and purifying contaminated air. However, What's the hygiene inside the air conditioner? If the inside of the air conditioner is contaminated, what can you do?

Antimicrobial treatment on ***EPS (Cabinet, Drain Pan, Air Guide, Insulator, Supporter)** for Air Conditioners is the first applied technology in the world, and only LG has.

Multiple Room Operation

Using a spiral duct (Embedded or flexible type) and stream chamber, it is possible to operate cooling / heating for several rooms simultaneously.

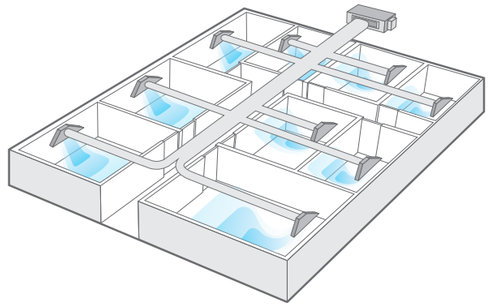

Filter Alert

The alarm is activated when the filter needs to be cleaned, and the time remaining for cleaning is displayed on the screen.

Remain Time Until Indoor Filter Cleaning + Alarm

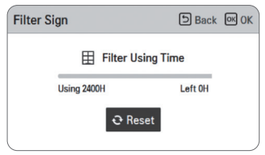

Remain time until indoor filter cleaning 2,400hr.



Standard wired remote controller



Remain time until indoor filter cleaning 1,729hr.



Premium wired remote controller

Flexible Installation
(Low Static Duct Slim Only)

The alarm is activated when the filter needs to be cleaned, and the time remaining for cleaning is displayed on the screen.

Air intake at the rear or bottom

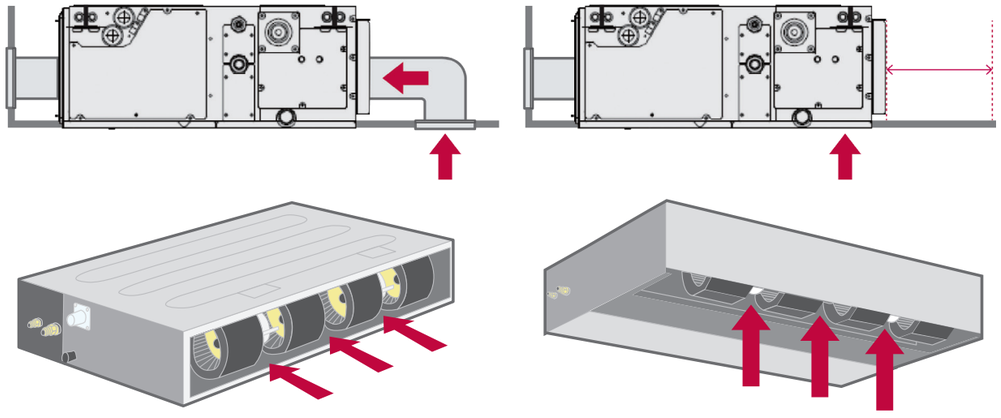

Minimized Height
(For Mid Static Duct)

Mid Static Ducts provide ideal solution for installation in limited space.



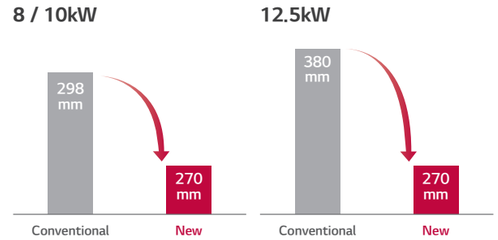

Two Thermistors Control

The indoor temperature can be checked using the thermi-stors in the remote controller as well as from the indoor unit. There may be a significant difference between ceiling and floor air temperature. Two thermistors can optimise indoor air temperature for a more comfortable environment.

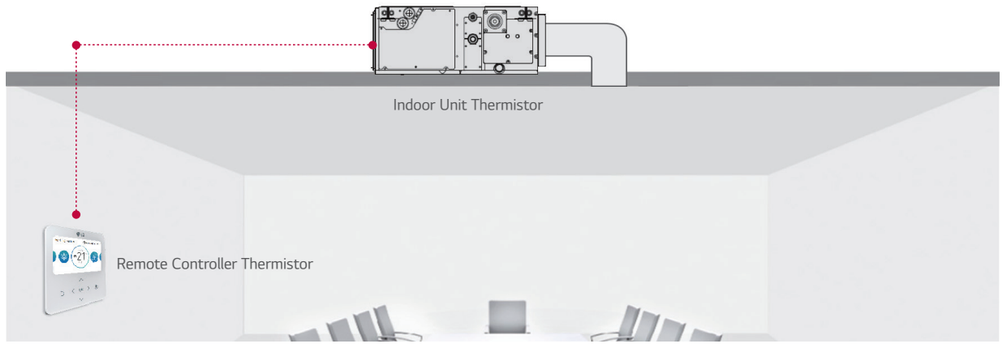

1 Point External Input
(On / Off Control)

Indoor unit can be controlled by external devices without dry contact, so customer can save cost of installation.

Connection between an indoor unit and external devices directly

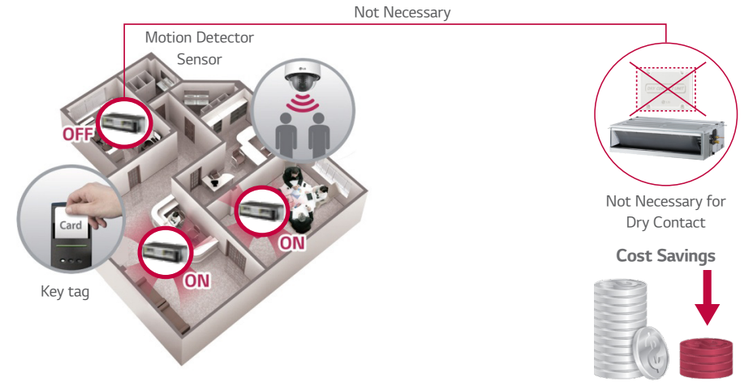

※ In case of needing more functions beside on / off control, a dry contact is required to be installed.

ARNU07GM1A4 / ARNU09GM1A4
ARNU12GM1A4 / ARNU15GM1A4
ARNU18GM1A4 / ARNU24GM1A4



MODEL		UNIT	ARNU07GM1A4	ARNU09GM1A4	ARNU12GM1A4	ARNU15GM1A4	ARNU18GM1A4	ARNU24GM1A4
Cooling Capacity		kW	2.2	2.8	3.6	4.5	5.6	7.1
Heating Capacity		kW	2.5	3.2	4.0	5.0	6.3	8.0
Power Input (H / M / L)	Nominal	W	39 / 30 / 25	40 / 32 / 26	46 / 38 / 31	67 / 53 / 46	85 / 63 / 55	91 / 74 / 58
Dimensions (W x H x D)	Body	mm	900 x 270 x 700	900 x 270 x 700	900 x 270 x 700	900 x 270 x 700	900 x 270 x 700	900 x 270 x 700
	Shipping	mm	1,100 x 338 x 773	1,100 x 338 x 773	1,100 x 338 x 773	1,100 x 338 x 773	1,100 x 338 x 773	1,100 x 338 x 773
Fan	Type		Sirocco Fan	Sirocco Fan	Sirocco Fan	Sirocco Fan	Sirocco Fan	Sirocco Fan
	Motor Output x Number	W x No.	136 x 1	136 x 1	136 x 1	136 x 1	136 x 1	136 x 1
	Air Flow Rate (H / M / L)	m³/min	9.0 / 7.5 / 6.0	9.5 / 7.5 / 6.0	11.0 / 9.0 / 7.0	16.0 / 12.0 / 9.0	17.0 / 14.5 / 12.0	19.0 / 16.0 / 14.0
	External Static Pressure (High Mode)	mmAq (Pa)	6 (59)	6 (59)	6 (59)	6 (59)	6 (59)	6 (59)
	Air Flow Rate (H / M / L) (Standard Mode)	m³/min	9.0 / 7.5 / 6.0	9.5 / 7.5 / 6.0	11.0 / 9.0 / 7.0	16.0 / 12.0 / 9.0	17.0 / 14.5 / 12.0	19.0 / 16.0 / 14.0
	External Static Pressure (Standard Mode)	mmAq (Pa)	2.5 (25)	2.5 (25)	2.5 (25)	2.5 (25)	2.5 (25)	2.5 (25)
	Motor Type		BLDC	BLDC	BLDC	BLDC	BLDC	BLDC
Air Filter			Pre Filter	Pre Filter	Pre Filter	Pre Filter	Pre Filter	Pre Filter
Pipe Connections	Liquid Side	mm (inch)	Ø6.35 (1/4)	Ø6.35 (1/4)	Ø6.35 (1/4)	Ø6.35 (1/4)	Ø6.35 (1/4)	Ø9.52 (3/8)
	Gas Side	mm (inch)	Ø12.7 (1/2)	Ø12.7 (1/2)	Ø12.7 (1/2)	Ø12.7 (1/2)	Ø12.7 (1/2)	Ø15.88 (5/8)
	Drain Pipe (Internal Dia.)	mm (inch)	25 (1)	25 (1)	Ø25 (1)	Ø25 (1)	Ø25 (1)	Ø25 (1)
Weight	Body	kg	25.0	25.0	25.0	25.0	25.0	25.9
Sound Pressure Levels (H / M / L)		dB(A)	26 / 24 / 23	27 / 25 / 23	27 / 25 / 23	30 / 27 / 23	31 / 28 / 25	32 / 29 / 26
Sound Power Levels (H / M / L)		dB(A)	55 / 54 / 51	55 / 54 / 52	56 / 54 / 52	59 / 57 / 55	59 / 57 / 55	59 / 58 / 56
Power Supply		Ø, V, Hz	1, 220-240, 50	1, 220-240, 50	1, 220-240, 50	1, 220-240, 50	1, 220-240, 50	1, 220-240, 50
Transmission Cable		mm²	1.0 ~ 1.5 x 2C	1.0 ~ 1.5 x 2C	1.0 ~ 1.5 x 2C	1.0 ~ 1.5 x 2C	1.0 ~ 1.5 x 2C	1.0~1.5 x 2C

Note :
1. Performance tested under EN14511
2. Capacities are based on the following conditions
   - Cooling : Indoor temp. 27℃ (80.6℉) DB / 19℃ (66.2℉) WB, Outdoor temp. 35℃ (95℉) DB / 24℃ (75.2℉) WB, Interconnecting piping length 7.5m, Level difference of zero
   - Heating : Indoor temp. 20℃ (68℉) DB / 15℃ (59℉) WB, Outdoor temp. 7℃ (44.6℉) DB / 6℃ (42.8℉) WB, Interconnecting piping length 7.5m, Level difference of zero
3. Due to our policy of innovation, some specifications may be changed without notification

Accessories

CHASSIS	ARNU07GM1A4	ARNU09GM1A4	ARNU12GM1A4	ARNU15GM1A4	ARNU18GM1A4	ARNU24GM1A4
Drain Pump	○					
Cassette Cover	-					
Refrigerant Leakage Detector	PRLDNVS0 (R410a)					
EEV Kit	PRGK024A0 (~5.6kW)					
Multi-tenant Power Module	PINPMB001					
Robot Cleaner	-					
Pre Filter (Washable)	○					
Ion Generator	-					
CO_2 Sensor	-					
Ventilation Kit	-					
IR Receiver	PWLRVN000					
Zone Controller	ABZCA					
Dry Contact (with additional accessory)	PDRYCB000 (1 point contact), PDRYCB320, PDRYCB400 (2 points input), PDRYCB500 (Modbus)					
External Input (1 point)	○					
Wi-Fi	PWFMDD200					

※ ○ : Applied, - : Not applied
Option : Refer to model name in table

ARNU28GM2A4 / ARNU36GM2A4
ARNU42GM2A4 / ARNU48GM3A4
ARNU54GM3A4



MODEL		UNIT	ARNU28GM2A4	ARNU36GM2A4	ARNU42GM2A4	ARNU48GM3A4	ARNU54GM3A4
Cooling Capacity		kW	8.2	10.6	12.3	14.1	15.8
Heating Capacity		kW	9.2	11.9	13.8	15.9	18.0
Power Input (H / M / L)	Nominal	W	123 / 81 / 57	184 / 123 / 81	231 / 162 / 111	172 / 105 / 65	260 / 215 / 172
Dimensions (W x H x D)	Body	mm	1,250 x 270 x 700	1,250 x 270 x 700	1,250 x 270 x 700	1,250 x 360 x 700	1,250 x 360 x 700
	Shipping	mm	1,450 x 338 x 773	1,450 x 338 x 773	1,450 x 338 x 773	1,450 x 428 x 773	1,450 x 428 x 773
Fan	Type		Sirocco Fan	Sirocco Fan	Sirocco Fan	Sirocco Fan	Sirocco Fan
	Motor Output x Number	W x No.	350 x 1	350 x 1	350 x 1	400 x 1	400 x 1
	Air Flow Rate (H / M / L)	m³/min	28.0 / 24.0 / 21.0	32.0 / 28.0 / 24.0	38.0 / 33.0 / 28.0	40.0 / 34.0 / 28.0	50.0 / 45.0 / 40.0
	External Static Pressure (High Mode)	mmAq (Pa)	6 (59)	6 (59)	6 (59)	6 (59)	6 (59)
	Air Flow Rate (H / M / L) (Standard Mode)	m³/min	28.0 / 24.0 / 21.0	32.0 / 28.0 / 24.0	38.0 / 33.0 / 28.0	40.0 / 34.0 / 28.0	50.0 / 45.0 / 40.0
	External Static Pressure (Standard Mode)	mmAq (Pa)	5 (49)	5 (49)	5 (49)	5 (49)	5 (49)
	Motor Type		BLDC	BLDC	BLDC	BLDC	BLDC
Air Filter			Pre Filter	Pre Filter	Pre Filter	Pre Filter	Pre Filter
Pipe Connections	Liquid Side	mm (inch)	Ø9.52 (3/8)	Ø9.52 (3/8)	Ø9.52 (3/8)	Ø9.52 (3/8)	Ø9.52 (3/8)
	Gas Side	mm (inch)	Ø15.88 (5/8)	Ø15.88 (5/8)	Ø15.88 (5/8)	Ø15.88 (5/8)	Ø19.05 (3/4)
	Drain Pipe (Internal Dia.)	mm (inch)	Ø25 (1)	Ø25 (1)	Ø25 (1)	Ø25 (1)	Ø25 (1)
Weight	Body	kg	36.0	36.0	37.2	42.2	42.2
Sound Pressure Levels (H / M / L)		dB(A)	38 / 36 / 35	40 / 38 / 36	42 / 41 / 39	41 / 38 / 37	42 / 41 / 40
Sound Power Levels (H / M / L)		dB(A)	59 / 57 / 55	60 / 59 / 57	62 / 61 / 60	63 / 60 / 59	65 / 64 / 62
Power Supply		Ø, V, Hz	1, 220-240, 50	1, 220-240, 50	1, 220-240, 50	1, 220-240, 50	1, 220-240, 50
Transmission Cable		mm²	1.0 ~ 1.5 x 2C	1.0 ~ 1.5 x 2C	1.0 ~ 1.5 x 2C	1.0 ~ 1.5 x 2C	1.0 ~ 1.5 x 2C

Note :
1. Performance tested under EN14511
2. Capacities are based on the following conditions
   - Cooling : Indoor temp. 27℃ (80.6℉) DB / 19℃ (66.2℉) WB, Outdoor temp. 35℃ (95℉) DB / 24℃ (75.2℉) WB, Interconnecting piping length 7.5m, Level difference of zero
   - Heating : Indoor temp. 20℃ (68℉) DB / 15℃ (59℉) WB, Outdoor temp. 7℃ (44.6℉) DB / 6℃ (42.8℉) WB, Interconnecting piping length 7.5m, Level difference of zero
3. Due to our policy of innovation, some specifications may be changed without notification

Accessories

CHASSIS	ARNU28GM2A4	ARNU36GM2A4	ARNU42GM2A4	ARNU48GM3A4	ARNU54GM3A4
Drain Pump	○				
Cassette Cover	-				
Refrigerant Leakage Detector	PRLDNVS0 (R410a)				
EEV Kit	-				
Multi-tenant Power Module	PINPMB001				
Robot Cleaner	-				
Pre Filter (Washable)	○				
Ion Generator	-				
CO_2 Sensor	-				
Ventilation Kit	-				
IR Receiver	PWLRVN000				
Zone Controller	ABZCA				
Dry Contact (with additional accessory)	PDRYCB000 (1 point contact), PDRYCB320, PDRYCB400 (2 points input), PDRYCB500 (Modbus)				
External Input (1 point)	○				
Wi-Fi	PWFMDD200				

※ ○ : Applied, - : Not applied
Option : Refer to model name in table

ARNU76GB8A4 / ARNU96GB8A4



MODEL		UNIT	ARNU76GB8A4	ARNU96GB8A4
Cooling Capacity		kW	22.4	28.0
Heating Capacity		kW	25.2	31.5
Power Input (H / M / L)	Nominal	W	765 / 500 / 500	800 / 750 / 750
Dimensions (W x H x D)	Body	mm	1,562 x 460 x 688	1,562 x 460 x 688
	Shipping	mm	1,806 x 537 x 825	1,806 x 537 x 825
Fan	Type		Sirocco Fan	Sirocco Fan
	Motor Output x Number	W x No.	375 x 2	375 x 2
	Air Flow Rate (H / M / L) (High Mode-Factory Set)	m³/min	60.0 / 50.0 / 50.0	72.0 / 64.0 / 64.0
	External Static Pressure (High Mode)	mmAq (Pa)	22 (216)	22 (216)
	Air Flow Rate (H / M / L) (Standard Mode)	m³/min	64.0 / 50.0 / 50.0	76.0 / 64.0 / 64.0
	External Static Pressure (Standard Mode)	mmAq (Pa)	15 (147)	15 (147)
	Motor Type		BLDC	BLDC
Air Filter			Pre Filter	Pre Filter
Pipe Connections	Liquid Side	mm (inch)	Ø9.52 (3/8)	Ø9.52 (3/8)
	Gas Side	mm (inch)	Ø19.05 (3/4)	Ø22.2 (7/8)
	Drain Pipe (Internal Dia.)	mm (inch)	Ø25 (1)	Ø25 (1)
Weight	Body	kg	87.0	87.0
Sound Pressure Levels (H / M / L)		dB(A)	45 / 41 / 40	47 / 42 / 41
Sound Power Levels (H / M / L)		dB(A)	67 / 62 / 60	68 / 64 / 62
Power Supply		Ø, V, Hz	1, 220-240, 50	1, 220-240, 50
Transmission Cable		mm²	1.0 ~ 1.5 x 2C	1.0 ~ 1.5 x 2C

Note :
1. Performance tested under EN14511
2. Capacities are based on the following conditions
   - Cooling : Indoor temp. 27℃ (80.6℉) DB / 19℃ (66.2℉) WB, Outdoor temp. 35℃ (95℉) DB / 24℃ (75.2℉) WB, Interconnecting piping length 7.5m, Level difference of zero
   - Heating : Indoor temp. 20℃ (68℉) DB / 15℃ (59℉) WB, Outdoor temp. 7℃ (44.6℉) DB / 6℃ (42.8℉) WB, Interconnecting piping length 7.5m, Level difference of zero
3. Due to our policy of innovation, some specifications may be changed without notification

Accessories

CHASSIS	ARNU76GB8A4	ARNU96GB8A4
Drain Pump	○	
Cassette Cover	-	
Refrigerant Leakage Detector	PRLDNVS0 (R410a)	
EEV Kit	○	
Multi-tenant Power Module	PINPMB001	
Robot Cleaner	-	
Pre Filter (Washable)	○	
Ion Generator	-	
CO_2 Sensor	-	
Ventilation Kit	-	
IR Receiver	PWLRVN000	
Zone Controller	ABZCA	
Dry Contact (with additional accessory)	PDRYCB000 (1 point contact), PDRYCB320, PDRYCB400 (2 points input), PDRYCB500 (Modbus)	
External Input (1 point)	○	
Wi-Fi	PWFMDD200	

※ ○ : Applied, - : Not applied
Option : Refer to model name in table

ARNU05GL4G4 / ARNU07GL4G4
ARNU09GL4G4 / ARNU12GL5G4



MODEL		UNIT	ARNU05GL4G4	ARNU07GL4G4	ARNU09GL4G4	ARNU12GL5G4
Cooling Capacity		kW	1.8	2.2	2.8	3.6
Heating Capacity		kW	2.2	2.5	3.2	4
Power Input (H / M / L)	Nominal	W	15 / 13 / 11	28 / 24 / 21	28 / 24 / 21	43 / 38 / 35
Dimensions (W x H x D)	Body	mm	700 x 190 x 460	700 x 190 x 460	700 x 190 x 460	900 x 190 x 460
	Shipping	mm	925 x 255 x 561	925 x 255 x 561	925 x 255 x 561	1,125 x 255 x 561
Fan	Type		Sirocco Fan	Sirocco Fan	Sirocco Fan	Sirocco Fan
	Motor Output x Number	W x No.	19 x 1	19 x 1	19 x 1	19 x 1+5x 1
	Air Flow Rate (H / M / L) (High Mode-Factory Set)	m³/min	7.0 / 6.5 / 5.5	7.5 / 6.5 / 5.5	9.0 / 7.0 / 5.5	10.0 / 8.5 / 7.0
	External Static Pressure (High Mode)	mmAq (Pa)	1 (10)	1 (10)	1 (10)	1 (10)
	Air Flow Rate (H / M / L) (Standard Mode)	m³/min	7.0 / 6.5 / 5.5	7.5 / 6.5 / 5.5	9.0 / 7.0 / 5.5	10.0 / 8.5 / 7.0
	External Static Pressure (Standard Mode)	mmAq (Pa)	0 (0)	0 (0)	0 (0)	0 (0)
	Motor Type		BLDC	BLDC	BLDC	BLDC
Air Filter			Pre Filter	Pre Filter	Pre Filter	Pre Filter
Pipe Connections	Liquid Side	mm (inch)	6.35 (1/4)	6.35 (1/4)	6.35 (1/4)	6.35 (1/4)
	Gas Side	mm (inch)	12.7 (1/2)	12.7 (1/2)	12.7 (1/2)	12.7 (1/2)
	Drain Pipe (Internal Dia.)	mm (inch)	Ø25.4 (1)	Ø25.4 (1)	Ø25.4 (1)	Ø25.4 (1)
Weight	Body	kg	14.6	14.6	14.6	20
Sound Pressure Levels (H / M / L)		dB(A)	25 / 24 / 22	26 / 24 / 22	28 / 25 / 22	29 / 27 / 25
Sound Power Levels (H / M / L)		dB(A)	32.5 / 31.4 / 29.6	34 / 31.4 / 29.6	36.1 / 32.5 / 29.6	35.1 / 32.7 / 30.7
Power Supply		Ø, V, Hz	1, 220-230-240, 50/60	1, 220-230-240, 50/60	1, 220-230-240, 50/60	1, 220-230-240, 50/60
Transmission Cable		mm²	1.0~1.5 x 2C	1.0~1.5 x 2C	1.0~1.5 x 2C	1.0~1.5 x 2C

Note :
1. Performance tested under EN14511
2. Capacities are based on the following conditions
   - Cooling : Indoor temp. 27℃ (80.6℉) DB / 19℃ (66.2℉) WB, Outdoor temp. 35℃ (95℉) DB / 24℃ (75.2℉) WB, Interconnecting piping length 7.5m, Level difference of zero
   - Heating : Indoor temp. 20℃ (68℉) DB / 15℃ (59℉) WB, Outdoor temp. 7℃ (44.6℉) DB / 6℃ (42.8℉) WB, Interconnecting piping length 7.5m, Level difference of zero
3. Due to our policy of innovation, some specifications may be changed without notification

Accessories

CHASSIS	ARNU05GL4G4	ARNU07GL4G4	ARNU09GL4G4	ARNU12GL5G4
Drain Pump	○			
Cassette Cover	-			
Refrigerant Leakage Detector	PRLDNVS0 (R410a)			
EEV Kit	PRGK024A0 (ARNU**GL4G4 Only)			
Multi-tenant Power Module	PINPMB001			
Robot Cleaner	-			
Pre Filter (Washable)	○			
Ion Generator	-			
CO_2 Sensor	-			
Ventilation Kit	-			
IR Receiver	PWLRVN000			
Zone Controller	-			
Dry Contact (with additional accessory)	PDRYCB000 (1 point contact), PDRYCB320, PDRYCB400 (2 points input), PDRYCB500 (Modbus)			
External Input (1 point)	○			
Wi-Fi	PWFMDD200			

※ ○ : Applied, - : Not applied
Option : Refer to model name in table

ARNU15GL5G4 / ARNU18GL5G4
ARNU21GL6G4 / ARNU24GL6G4



MODEL		UNIT	ARNU15GL5G4	ARNU18GL5G4	ARNU21GL6G4	ARNU24GL6G4
Cooling Capacity		kW	4.5	5.6	6.3	7.1
Heating Capacity		kW	5	6.3	7.1	8
Power Input (H / M / L)	Nominal	W	54 / 45 / 38	57 / 39 / 30	65 / 50 / 42	81 / 59 / 43
Dimensions (W x H x D)	Body	mm	900 x 190 x 460	900 x 190 x 460	1,100 x 190 x 460	1,100 x 190 x 460
	Shipping	mm	1,125 x 255 x 561	1,125 x 255 x 561	1,325 x 255 x 561	1,325 x 255 x 561
Fan	Type		Sirocco Fan	Sirocco Fan	Sirocco Fan	Sirocco Fan
	Motor Output x Number	W x No.	19 x 1+5x 1	19 x 1+5x 1	19 x 2	19 x 2
	Air Flow Rate (H / M / L) (High Mode-Factory Set)	m³/min	12.5 / 10.0 / 8.5	15.0 / 12.5 / 10.0	17.5 / 14.0 / 12.0	20.0 / 16.0 / 12.0
	External Static Pressure (High Mode)	mmAq (Pa)	1 (10)	1 (10)	1 (10)	1 (10)
	Air Flow Rate (H / M / L) (Standard Mode)	m³/min	12.5 / 10.0 / 8.5	15.0 / 12.5 / 10.0	17.5 / 14.0 / 12.0	20.0 / 16.0 / 12.0
	External Static Pressure (Standard Mode)	mmAq (Pa)	0 (0)	0 (0)	0 (0)	0 (0)
	Motor Type		BLDC	BLDC	BLDC	BLDC
Air Filter			Pre Filter	Pre Filter	Pre Filter	Pre Filter
Pipe Connections	Liquid Side	mm (inch)	6.35 (1/4)	6.35 (1/4)	9.52 (3/8)	9.52 (3/8)
	Gas Side	mm (inch)	12.7 (1/2)	12.7 (1/2)	15.88 (5/8)	15.88 (5/8)
	Drain Pipe (Internal Dia.)	mm (inch)	Ø25.4 (1)	Ø25.4 (1)	Ø25.4 (1)	Ø25.4 (1)
Weight	Body	kg	20	20	22	22
Sound Pressure Levels (H / M / L)		dB(A)	32 / 29 / 27	35 / 32 / 29	35 / 30 / 29	36 / 33 / 29
Sound Power Levels (H / M / L)		dB(A)	38.4 / 35.1 / 32.7	42.1 / 38.4 / 35.1	42.5 / 38.3 / 36.0	45.0 / 40.7 / 36.0
Power Supply		Ø, V, Hz	1, 220–230–240, 50/60	1, 220–230–240, 50/60	1, 220–230–240, 50/60	1, 220–230–240, 50/60
Transmission Cable		mm²	1.0~1.5 x 2C	1.0~1.5 x 2C	1.0~1.5 x 2C	1.0~1.5 x 2C

Note :
1. Performance tested under EN14511
2. Capacities are based on the following conditions
   - Cooling : Indoor temp. 27℃ (80.6℉) DB / 19℃ (66.2℉) WB, Outdoor temp. 35℃ (95℉) DB / 24℃ (75.2℉) WB, Interconnecting piping length 7.5m, Level difference of zero
   - Heating : Indoor temp. 20℃ (68℉) DB / 15℃ (59℉) WB, Outdoor temp. 7℃ (44.6℉) DB / 6℃ (42.8℉) WB, Interconnecting piping length 7.5m, Level difference of zero
3. Due to our policy of innovation, some specifications may be changed without notification

Accessories

CHASSIS	ARNU15GL5G4	ARNU18GL5G4	ARNU21GL6G4	ARNU24GL6G4
Drain Pump	○			
Cassette Cover	-			
Refrigerant Leakage Detector	PRLDNVS0 (R410a)			
EEV Kit	-			
Multi-tenant Power Module	PINPMB001			
Robot Cleaner	-			
Pre Filter (Washable)	○			
Ion Generator	-			
CO_2 Sensor	-			
Ventilation Kit	-			
IR Receiver	PWLRVN000			
Zone Controller	-			
Dry Contact (with additional accessory)	PDRYCB000 (1 point contact), PDRYCB320, PDRYCB400 (2 points input), PDRYCB500 (Modbus)			
External Input (1 point)	○			
Wi-Fi	PWFMDD200			

※ ○ : Applied, - : Not applied
Option : Refer to model name in table

ARNU07GM2A4 / ARNU09GM2A4
ARNU12GM2A4 / ARNU15GM2A4
ARNU18GM3A4



MODEL		UNIT	ARNU07GM2A4	ARNU09GM2A4	ARNU12GM2A4	ARNU15GM2A4	ARNU18GM3A4
Cooling Capacity		kW	2.2	2.8	3.6	4.5	5.6
Heating Capacity		kW	2.5	3.2	4.0	5.0	6.3
Power Input (H / M / L)		W	32 / 29 / 27	32 / 29 / 27	33 / 30 / 28	33 / 30 / 28	97 / 70 / 51
Dimensions (W x H x D)	Body	mm	1,250 × 270 × 700	1,250 × 270 × 700	1,250 × 270 × 700	1,250 × 270 × 700	1,250 × 360 × 700
Fan	Type		Sirocco Fan	Sirocco Fan	Sirocco Fan	Sirocco Fan	Sirocco Fan
	Motor Output x Number	W x No.	350 x 1	350 x 1	350 x 1	350 x 1	500 x 1
	Air Flow Rate (H / M / L) (High static Mode - factory set)	m³/min	13.3 / 9.4 / 6.8	13.3 / 9.4 / 6.8	14.8 / 10.2 / 7.4	14.8 / 10.2 / 7.4	32.7 / 26.7 / 23.0
	External Static Pressure	mmAq (Pa)	6 (59)	6 (59)	6 (59)	6 (59)	6 (59)
	Air Flow Rate (H / M / L) (Standard Mode)	m³/min	13.3 / 9.4 / 6.8	13.3 / 9.4 / 6.8	14.8 / 10.2 / 7.4	14.8 / 10.2 / 7.4	32.7 / 26.7 / 23.0
	External Static Pressure	mmAq (Pa)	5 (49)	5 (49)	5 (49)	5 (49)	5 (49)
	Motor type		BLDC	BLDC	BLDC	BLDC	BLDC
Air Filter			-	-	-	-	-
Pipe Connections	Liquid Side	mm (inch)	Ø9.52 (3/8)	Ø9.52 (3/8)	Ø9.52 (3/8)	Ø9.52 (3/8)	Ø9.52 (3/8)
	Gas Side	mm (inch)	Ø15.88 (5/8)	Ø15.88 (5/8)	Ø15.88 (5/8)	Ø15.88 (5/8)	Ø15.88 (5/8)
	Drain Pipe (Internal Dia.)	mm (inch)	25 (1)	25 (1)	25 (1)	25 (1)	25 (1)
Net Weight		kg	36	36	36	36	44
Sound Pressure Levels (H / M / L)		dB(A)	33 / 33 / 32	33 / 33 / 32	34 / 33 / 32	34 / 33 / 32	38 / 36 / 34
Sound Power Levels (H / M / L)		dB(A)	52 / 52 / 52	52 / 52 / 52	53 / 52 / 52	53 / 52 / 52	52 / 51 / 50
Power Supply		Ø, V, Hz	1, 220-240, 50	1, 220-240, 50	1, 220-240, 50	1, 220-240, 50	1, 220-240, 50
Transmission Cable		mm²	1.0 ~ 1.5 x 2C	1.0 ~ 1.5 x 2C	1.0 ~ 1.5 x 2C	1.0 ~ 1.5 x 2C	1.0 ~ 1.5 x 2C

Note :
1. Due to our policy of innovation some specifications may be changed without notification.
2. Wiring cable size must comply with the applicable local and national code. And "Electric characteristics" chapter should be considered for electrical work and design. Especially the power cable and circuit breaker should be selected in accordance with that.
3. Sound pressure level is measured on the rated condition in the anechoic rooms by ISO 3745 standard. Sound power level is measured on the rated condition in the reverberation rooms by ISO 3741 standard. Therefore, these values can be increased owing to ambient conditions during operation.
4. Capacities are net capacities and based on the following conditions. Refer to the Outdoor Unit Specifications for calculating the real capacity.
   - Cooling : Indoor Ambient Temp. 27°CDB / 19°CWB, Outdoor Ambient Temp. 35°CDB / 24°CWB
   - Heating : Indoor Ambient Temp. 20°CDB / 15°CWB, Outdoor Ambient Temp. 7°CDB / 6°CWB
   - Interconnected Pipe is standard length and difference of Elevation (Outdoor ~ Indoor Unit) is Zero.
5. Sound levels are measured at 50Pa External Static Pressure condition.
6. * : Air flow rate could be different in accordance with External Static Pressure and setting value.

Accessories

CHASSIS	ARNU07GM2A4	ARNU09GM2A4	ARNU12GM2A4	ARNU15GM2A4	ARNU18GM3A4
Drain Pump	○				
Cassette Cover	-				
Refrigerant Leakage Detector	PRLDNVS0 (R410a)				
EEV Kit	-				
Multi-tenant Power Module	PINPMB001				
Robot Cleaner	-				
Pre Filter (Washable)	○				
Ion Generator	-				
CO_2 Sensor	-				
Ventilation Kit	-				
IR Receiver	PWLRVN000				
Zone Controller	ABZCA				
Dry Contact (with additional accessory)	PDRYCB000 (1 point contact), PDRYCB320, PDRYCB400 (2 points input), PDRYCB500 (Modbus)				
External Input (1 point)	○				
Wi-Fi	PWFMDD200				

※ ○ : Applied, - : Not applied
Option : Refer to model name in table

ARNU24GM3A4 / ARNU28GM3A4
ARNU36GB8A4 / ARNU42GB8A4
ARNU48GB8A4





MODEL		UNIT	ARNU24GM3A4	ARNU28GM3A4	ARNU36GB8A4	ARNU42GB8A4	ARNU48GB8A4
Cooling Capacity		kW	7.1	8.2	10.6	12.3	14.1
Heating Capacity		kW	8.0	9.2	11.9	13.8	15.9
Power Input (H / M / L)		W	109 / 83 / 60	109 / 83 / 60	420 / 403 / 478	528 / 497 / 465	538 / 505 / 482
Dimensions (W x H x D)	Body	mm	1,250 × 360 × 700	1,250 × 360 × 700	1,562 x 460 x 688	1,562 x 460 x 688	1,562 x 460 x 688
Fan	Type		Sirocco Fan	Sirocco Fan	Sirocco Fan	Sirocco Fan	Sirocco Fan
	Motor Output x Number	W x No.	500 x 1	500 x 1	375 x 2	375 x 2	375 x 2
	Air Flow Rate (H / M / L) (High static Mode - factory set)	m³/min	35.5 / 30.6 / 26.2	35.5 / 30.6 / 26.2	49.0 / 37.3 / 30.2	54.2 / 41.3 / 31.8	57.2 / 43.0 / 34.0
	External Static Pressure	mmAq (Pa)	6 (59)	6 (59)	18 (176)	18 (176)	18 (176)
	Air Flow Rate (H / M / L) (Standard Mode)	m³/min	35.5 / 30.6 / 26.2	35.5 / 30.6 / 26.2	53.7 / 49.5 / 43.9	55.6 / 50.6 / 45.0	58.0 / 52.3 / 47.3
	External Static Pressure	mmAq (Pa)	5 (49)	5 (49)	9 (88)	9 (88)	9 (88)
	Motor type		BLDC	BLDC	BLDC	BLDC	BLDC
Air Filter			-	-	-	-	-
Pipe Connections	Liquid Side	mm (inch)	Ø9.52 (3/8)	Ø9.52 (3/8)	Ø9.52 (3/8)	Ø9.52 (3/8)	Ø9.52 (3/8)
	Gas Side	mm (inch)	Ø15.88 (5/8)	Ø15.88 (5/8)	Ø19.05 (3/4)	Ø19.05 (3/4)	Ø19.05 (3/4)
	Drain Pipe (Internal Dia.)	mm (inch)	25 (1)	25 (1)	25 (1)	25 (1)	25 (1)
Net Weight		kg	42.2	42.2	87	87	87
Sound Pressure Levels (H / M / L)		dB(A)	39 / 37 / 35	39 / 37 / 35	46 / 45 / 42	47 / 46 / 43	47 / 46 / 44
Sound Power Levels (H / M / L)		dB(A)	53 / 52 / 51	53 / 52 / 51	65 / 64 / 62	66 / 65 / 63	66 / 65 / 64
Power Supply		Ø, V, Hz	1, 220-240, 50	1, 220-240, 50	1, 220-240, 50	1, 220-240, 50	1, 220-240, 50
Transmission Cable		mm²	1.0 ~ 1.5 x 2C	1.0 ~ 1.5 x 2C	1.0 ~ 1.5 x 2C	1.0 ~ 1.5 x 2C	1.0 ~ 1.5 x 2C

Note :
1. Due to our policy of innovation some specifications may be changed without notification.
2. Wiring cable size must comply with the applicable local and national code. And "Electric characteristics" chapter should be considered for electrical work and design. Especially the power cable and circuit breaker should be selected in accordance with that.
3. Sound pressure level is measured on the rated condition in the anechoic rooms by ISO 3745 standard. Sound power level is measured on the rated condition in the reverberation rooms by ISO 3741 standard. Therefore, these values can be increased owing to ambient conditions during operation.
4. Capacities are net capacities and based on the following conditions. Refer to the Outdoor Unit Specifications for calculating the real capacity.
   - Cooling : Indoor Ambient Temp. 27°CDB / 19°CWB, Outdoor Ambient Temp. 35°CDB / 24°CWB
   - Heating : Indoor Ambient Temp. 20°CDB / 15°CWB, Outdoor Ambient Temp. 7°CDB / 6°CWB
   - Interconnected Pipe is standard length and difference of Elevation (Outdoor ~ Indoor Unit) is Zero.
5. Sound levels are measured at 50Pa External Static Pressure condition.
6. * : Air flow rate could be different in accordance with External Static Pressure and setting value.

Accessories

CHASSIS	ARNU24GM3A4	ARNU28GM3A4	ARNU36GB8A4	ARNU42GB8A4	ARNU48GB8A4
Drain Pump	○				
Cassette Cover	-				
Refrigerant Leakage Detector	PRLDNVS0 (R410a)				
EEV Kit	-				
Multi-tenant Power Module	PINPMB001				
Robot Cleaner	-				
Pre Filter (Washable)	○				
Ion Generator	-				
CO_2 Sensor	-				
Ventilation Kit	-				
IR Receiver	PWLRVN000				
Zone Controller	ABZCA				
Dry Contact (with additional accessory)	PDRYCB000 (1 point contact), PDRYCB320, PDRYCB400 (2 points input), PDRYCB500 (Modbus)				
External Input (1 point)	○				
Wi-Fi	PWFMDD200				

※ ○ : Applied, - : Not applied
Option : Refer to model name in table

NO.	NEW FUNCTION NAME (4TH GENERATION INDOOR)	FUNCTION DESCRIPTION	REQUIRED CONTROLLER		REMARKS	WIRED REMOTE CONTROLLER					CENTRALIZED CONTROLLER				
			WIRED REMOTE CONTROLLER	CENTRALIZED CONTROLLER		PREMIUM (PREMTA000 PREMTA000A PREMTA000B)	STANDARD III (PREMTB100) (PREMTBB10)	STANDARD II (PREMTBB01) (PREMTB001)	SIMPLE		AC EZ (PQCSZ250S0)	AC EZ TOUCH (PACEZA000)	AC SMART 5 (PACS5A000)	ACP 5 (PACP5A000)	AC MANAGER 5 (PACM5A000)
									SIMPLE FOR HOTEL (PQRCHCA0Q / QW)	SIMPLE (PQRCVCL0Q / QW)					
1	Energy Monitoring (Accumulated Electric Energy Check)	Monitoring accumulated power consumption by Wired Remote Controller	○	○	* Necessary to install the PDI (Power Distribution Indicator) and central controller * Combined with Multi V Water S outdoor unit, this function is not available.	○	○	○	-	-	-	○	○	○	○
		Monitoring accumulated power consumption by Central Control Device / PDI	-	○	* Necessary to install the PDI (Power Distribution Indicator) * To make a report, central controller must be installed	-	-	-	-	-	-	○	○	○	○
2	2 Set Point	1) 2 set point control by Indoor and central controller 2) Synchronization function with remote control (Synchronization Setting and Monitoring)	○	○	* Wired remote controller and central controller must be installed * Combined with Multi V Water S outdoor unit, this function is not available.	○	○	-	-	-	-	○	○	○	○
3	Occupied / Unoccupied Scheduling Function (Sub Func. Enable)	1) Synchronization according to occupied / unoccupied by Indoor and Central control 2) Synchronization icon with remote controller (Synchronization Monitoring)	○	○	* Centralized control is able to when you combine only 4th generation indoor units (Use together with 2nd generation and 4th generation indoors, only wired remote controller is able to set this function as existing way) * Wired remote controller or central controller must be installed (Function can be activated using just one control device.) * Combined with Multi V Water S outdoor unit, this function is not available.	○	○	-	-	-	-	○	○	○	○
4	Group Control	Group Control can use Additional function	○	○	* Check more details in PDB (Product Data Book) * Central controller can create and control group.	○	○	○	-	-	-	-	○	○	○
5	Test Run (Heating)	Test run mode can be operated in cooling mode and heating mode for easy service	○	-		○	○	○	-	-	-	-	-	-	-
6	Model Information Monitoring	Product Type / Indoor Type / Indoor capacity information can be monitored by remote controller	○	-		○	○	○	-	-	-	-	-	-	-
7	Indoor unit address checking	Wired remote controller can check indoor unit address information	○	-		○	○	○	-	-	-	-	-	-	-
8	Refrigerant Leakage Detection	Function error sign display when refrigerant leakage occurred	○	○	* Central controller has been installed, CH230 error code can be recognized (Old / New Same) * Without Central Controller, it is able to recognize with wired remote controller (CH230) * Combined with Multi V Water S outdoor unit, this function is not available. * Accessory PRLDNVS0 must be separately ordered	○	○	○	-	-	-	-	○	○	-
9	Thermo On / Off range Setting (Cooling)	User can set cooling thermo on/off range with wired remote controller for prevention overcooling	○	-	* Thermo On / Off temperature setting (3 step)	○	○	○	-	-	-	-	-	-	-
10	Thermo On / Off range Setting (Heating)	User can set heating thermo on/off range with wired remote controller for prevention overheating. (4 Step)	○	-	* Thermo On / Off temperature setting (4 step)	○ (4 step)	○ (4 step)	○ (3 step)	○ (3 step)	○ (3 step)	-	-	-	-	-
11	Static Pressure 11 Step Control (Only for Ceiling Concealed Duct Type)	Depends on the installation environment, 4th generation Ceiling Concealed Duct can control the static pressure by 11 steps for providing comfortable environment	○	-	* Only applied in Ceiling Concealed Duct	○	○	○	○	○	-	-	-	-	-
12	1 point External Input (On / Off control)	Indoor unit can be controlled by external devices without purchasing Dry contact as an accessory (All 4th generation indoors)	○	-	* Simple On/Off control by Dry Contact at Indoor [Example of Contact port by product type] * 2 Way Cassette : CN-CC Port (Wired remote controller installation function mode 41 is required) * 1 Way / 4 Way Cassette / Ceiling Concealed Duct / Wall Mounted Unit / Console / FAU / Floor Standing (with case / without case) : CN-EXT Port	○	○	○	-	-	-	-	-	-	-
13	Filter Sign (Remaining Time)	The alarm activates when the filter needs to be cleaned, and the time remaining for cleaning is displayed on the screen.	○	○	* The alarm activates on the central controller, but the remaining time is not displayed.	○	○	○	-	-	○	○	○	○	○
14	Auto restart function Disable / Enable	After the power failure compensation, stand by at OFF mode Restore the operation for the status before the power off	○	-		○	○	○	-	-	-	-	-	-	-
15	Indoor Humidity display	Monitoring indoor humidity Wired Remote Controller	○	○	* Available only with Multi V *i*	○	○	-	-	-	-	-	○	○	-
16	Comfort Cooling setting	set the outdoor unit comfort cooling operation value	○	○	* Available only with Multi V *i*	○	○	-	-	-	-	-	○	○	-
17	Smart Load Control setting	Change the outdoor unit's Smart Load Control stage value.	○	○	* Available only with Multi V *i*	○	○	-	-	-	-	-	○	○	-
18	ODU Refrigerant Noise Reduction setting	set the outdoor unit's refrigerant noise reduction function	○	○	* Available only with Multi V *i*	○	○	-	-	-	-	-	○	○	-
19	Low noise mode time setting	set the start and end time of the outdoor unit's low noise mode operation	○	○	* Available only with Multi V *i*	○	○	-	-	-	-	○	○	○	-

Note : 1) No.1, 2, 3, 8 : Functions are available to use together with 4th generation Indoor units only. If used together 2nd generation indoor unit and 4th generation indoor unit functions will not be activate. Combined with MULTI V Water S outdoor unit this function is not available
2) No. 4, 5, 6, 7, 9, 10, 11, 12, 13, 14 : If used together 2nd generation indoor unit and 4th generation indoor unit these functions will be activate only in 4th generation indoor
3) 2nd generation indoor unit : Ceiling & Floor Convertible Unit, Ceiling Suspended Unit, HYDRO KIT (Low Temp. / High Temp.), ERV DX (with Humidifier, without Humidifier), AHU Communication Kit

※ ○ : Applied, - : Not applied

Product \ Controller			Premium	Standard III		Standard II		Simple		Simple for Hotel		Wireless	Dry Contact			
			PREMTA000 PREMTA000A PREMTA000B	PREMTB10	PREMTB100	PREMTB01	PREMTB001	PQRCVCL0Q	PQRCVCL0QW	PQRCHCA0Q	PQRCHCA0QW	PWLSSB21H (H/P)	Simple Dry Contact PDRYCB000	2 points Dry Contact PDRYCB400	Dry Contact for Thermostat PDRYCB320	For Modbus PDRYCB500 PDRYCB510
MULTI V	Ceiling Mounted Cassette	4 Way	ARNU-A4 ARNU-B4	○	○	○	○	○	○	○	○	○	○	○	○	○
		2 Way / 1 Way	ARNU-B4 ARNU-C4	○	○	○	○	○	○	○	○	○	○	○	○	○
		Round CST	ARNU-A4	○	○	○	○	○	○	○	○	○	○	○	○	○
	Ceiling Concealed Duct	High Sensible	ARNU-A4	○	○	○	○	○	○	○	○	△	○	○	○	○
		High / Mid Statics	ARNU-A4	○	○	○	○	○	○	○	○	△	○	○	○	○
		Low Statics	ARNU-G4	○	○	○	○	○	○	○	○	△	○	○	○	○
	FAU (Fresh Air intake)		ARNU-Z4	○	○	○	○	○	○	○	○	△	○	○	○	○
	Convertible & Ceiling Suspended		ARNU-A4	○	○	○	○	○	○	○	○	○	○	○	○	○
	Console		ARNU-A4	○	○	○	○	○	○	○	○	○	○	○	○	○
	Floor Standing		ARNU-A4 ARNU-U4	○	○	○	○	○	○	○	○	○	○	○	○	○
	Floor Standing (PAC)		ARNU-A4	○	○	○	○	○	○	○	○	○	○	○	○	○
	Wall Mounted		ARNU-A4	○	○	○	○	○	○	○	○	○	○	○	○	○
			ARNU-R4	○	○	○	○	○	○	○	○	○	○	○	○	○
			ARNU-A4 ARNU-C4 ARNU-N4	○	○	○	○	○	○	○	○	○	○	○	○	○
	HYDRO KIT [1]		ARNH-A4	-	-	-	-	-	-	-	-	-	○	-	○	-
	Ventilation		Energy Recovery Ventilator	○	○	○	-	-	-	-	-	-	○	-	-	○
			Energy Recovery Ventilator with DX coil	○	○	○	-	-	-	-	-	-	○	-	-	○
	AHU Communication Kit			○	○	○	-	-	-	-	-	△	-	-	-	-

※ ○ : Compatible, △ : Need wired remote controller / IR receiver, - : Not compatible
1) It has a separate remote controller

Controller Name		Wired Remote Controller					Wireless Remote Controller	Wi-Fi Modem
		Premium	Standard III	Standard II	Simple	Simple (Hotel)		
Model Name								
		PREMTA000 PREMTA000A PREMTA000B	PREMTB100 PREMTB10	PREMTB001 PREMTB01	PQRCVCL0Q PQRCVCL0QW	PQRCHCA0Q PQRCHCA0QW	PWLSSB21H (H/P)	PWFMDD200
Basic	On / Off	○	○	○	○	○	○	○
	Fan Speed Control	○	○	○	○	○	○	○
	Temperature Setting	○	○	○	○	○	○	○
	Mode Change	○	○	○	○	-	○	○
	Auto Swing	○	○	○	○	○	○	
	Vane Control (Louver Angle)	○	○	○	○	○	○	○
	E.S.P (External Static Pressure)	○	○	○	○	○	-	-
	Electric Failure Compensation	○	○	○	○	○	-	○
	Indoor Temperature Display	○	○	○	○	○	○	
	ALL Button Lock (Child Lock)	○	○	○	○	○	-	-
Advanced	Schedule / Timer	Weekly - Yearly	Weekly - Yearly	Weekly	-	-	Sleep / On / Off	Weekly
	Additional Mode Setting [1]	○	○	○	-	-	-	-
	Time Display	○	○	○	-	-	○	-
	Humid. Display	○	○	-	-	-	-	-
	Advanced Lock (mode, set point, set point range, on/off Lock)	Advanced Lock	Advanced Lock	-	-	-	-	-
	Filter Sign	○	○	○	-	-	-	-
	Energy Management [2]	○	○	○	-	-	-	-
	Dual Set Point	○	○	-	-	-	-	-
	Human Detection	-	○	-	-	-	-	-
	Temp, Humidity Compensation	○	○	-	-	-	-	-
	Wi-Fi AP mode setting	○	○	○	○	○	○	-
ETC	Operation Status LED	○	○	○	○	○	-	-
	Wireless Remote Controller Receiver	○ [3]	-	○ [3]	○ [3]	○ [3]	-	-
	Display	5 inch Color	4.3 inch Color	4.3 inch mono	2.6 inch mono	2.6 inch mono	2 inch mono	-
	Size (W x H x D, mm)	137 x 121 x 16.5	120 x 120 x 16	120 x 121 x 16	70 x 121 x 16	70 x 121 x 16	51 x 153 x 26	48 x 68 x 14
	Black Control for Screen Saver	○	○	-	-	-	-	-

※ ○ : Applied, - : Not Applied
1) It might not be indicated or operated at the partial product
2) Centralized control (PACEZA000 / PACS5A000 / PACP5A000 / PLNWKB000) and PDI (PQNUD1S40 / PPWRDB000) should be installed for this function
3) For ceiling type duct
Note
- Indoor unit should have functions requested by the controller
- If you need more detail, please refer to the manual of product. (http://partner.lge.com: Home> Doc.Library> Manual)